

Efficient heating systems.
Energy solutions from
a good source.

Price list

Issued August 2021

www.hansa-heiztechnik.de



Welcome to HANSA!

HANSA Öl- und Gasbrenner GmbH has always been one of the sound, reliable manufacturers for heating technology in Europe. In our company history of more than 60 years we have always attached great importance to development and the quality of our products. Our team is always striving to develop customer focus and service, based on efficiency and environmental awareness, and to continue to achieve optimum value for money for our products in the future.

Visit our company website - www.hansa-heiztechnik.de. Apart from information about us and our company, we also offer all you need to know about our product range and our new products and innovations.

Drop by and see for yourself!

Hansa Öl- und Gasbrenner GmbH
Burgdamm 3
D-27404 Rhade

Phone: +49 (0)4285 9307-0
Fax: +49 (0)4285 9307-30
Email: info@hansa-heiztechnik.de
Internet: www.hansa-heiztechnik.de

Opening hours:
October - March
Mon - Thur: 07:30 - 17:00
Fri: 07:30 - 16:00

April - September
Mon - Thur: 07:30 - 17:00
Fri: 07:30 - 12:00

Urgent technical information outside of opening hours: Phone: +49 (0)4285 9307-10

© 2021 Hansa Öl- und Gasbrenner GmbH. Errors and omissions excepted. Subject to change without notice.
Technical information without guarantee. All prices are given in euros and VAT will be added. The prices are provided as the basis of calculation for the specialist trade and trades. They are not intended for end customers. Previous price lists are superseded by this price list. Reprinting and reproduction - even of excerpts - is not permitted.

Gas condensing boilers PEGA 15/35 TANTUM 15/25/35	Page 04 - 21	1
Water heaters (Gas-fired water heaters) HANSA HKS 21.0 NO _x	Page 22 - 23	2
Airtena heat pump Air to water heat pump, monoblock type	Page 24 - 27	3
Gas/oil condensing boilers, low-temperature boilers Integra SND	Page 28 - 41	4
Flue gas systems for oil and gas condensing boilers	Page 42 - 55	5
Oil/gas-fired burners Blue/yellow-flame burners Gas burners	Page 56 - 61	6
Solar systems Flat collectors Solar packages Accessories	Page 62 - 63	7
Hot water cylinders Hot water cylinders Accumulator storage boilers	Page 64 - 65	8
Spare parts Different product groups	Page 66 - 85	9
Appendix Terms and conditions of sale, delivery and payment	Page 86 - 87	10



PEGA - high-quality and first class

The compact PEGA gas condensing appliance series has long since set the standards when it comes to efficiency, comfort, convenience and flexibility. The new generation continues this tradition in a new design. You receive the PEGA with different output levels for heating and hot water mode. With the output range from 2.8 – 35.7 kW and the unique two-stage modulation, no customer wishes are left unfulfilled.

The HANSA PEGA gas condensing appliance meets the highest heating and water heating standards.

Stainless steel heat exchanger – durable and efficient

The heat exchanger is a product that has proven its worth over many years and, in addition to its efficiency, also leaves behind no residues and can be cleaned without additives. This ensures stable operation.



* if the given notes on water quality are followed and with compliance of the specified servicing intervals.

Advantages at a glance

- » Heating output range from 2.8 – 16.1 kW
- » Hot water output range 2.8 – 35.7 kW
- » Hot water output as combination appliance: 15 L/min at 45 °C
- » High-quality and durable stainless steel heat exchanger, which is characterised by its corrosion resistance and durability
- » Compact dimensions
- » Quiet operation at lowest output
- » Good accessibility due to removable side panelling
- » Friendly servicing and therefore reduced maintenance costs
- » Installation of high-quality components – Made in Germany

For further details of current grant programmes (in Germany) visit:
www.BAFA.de and at www.Kfw.de




Technical data

Model	PEGA 15-35 Combination appliance
Gas appliance category, DE	II _{2ELL3P}
Product ID number	CE-0085BT0288
Heating mode:	
Boiler heat output range in kW, 50/30° C (heating mode)	3.1 - 17.2
Boiler heat output range in kW, 80/60 °C (heating mode)	2.7 - 15.3
Boiler heat input range in kW (heating mode)	2.8 - 16.1
Rated output efficiency 80/60 °C in % (heating mode)	96.72
Efficiency 0.3 x rated output, 30 °C in % (heating mode)	110.01
Water heating:	
Boiler heat output range in kW, 80/60° C	2.7 - 34.3
Boiler heat input range in kW	2.8 - 35.7
Energy efficiency according to the Energy Efficiency Directive	****
NOx class	6
Energy efficiency rating, space heating	A
Energy efficiency rating, hot water, XL	A
Supply air-flue gas connection (diameter) in mm	80/125
Heating appliance	B23; C 13x; C33x; C43x; C53x; C63x; C83x; Cx93
Dimensions (height / width / depth) in mm	750 / 400 / 325
Boiler weight in kg	45
Heater flow/return connection (external thread)	G 3/4", flat seat
Hot and cold water connection (external thread)	G 1/2", flat seat
Gas connection (external thread)	G 3/4", flat seat
Condensate outlet, diameter in mm	25
max. operating pressure in bar	3
min. operating pressure in bar	0.5
max. drinking water pressure in bar	10
max. all. water hardness in mol/m ³	2.7*
max. water rated output in kW	25**
Domestic hot water continuous output (Δt=35K in l/min)	14
min. tapping rate l/min	2.5
Flue gas mass flow (max.) in g/s	20.26
Draught, flue gas side in Pa	200
Flue gas temperature at rated output in °C	76
Electrical connection (VAC / Hz)	1, N, PE; ~230V / 50Hz
max. electrical power consumption in W	130

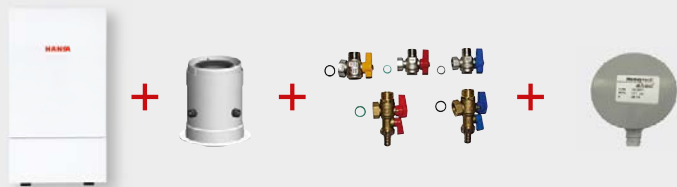

* corresponds to 15°dH or 27°FH or 19°e

** Hot water output

Single appliances







	PEGA 15/35 series gas condensing appliances	Energy efficiency class	Order No.	Price/€
	PEGA 15/35 Combination with high-efficiency pump		1004396	3,305.00

Combination appliances with basic accessories









	Energy efficiency class	Order No.	Price/€
Model PEGA 15/35 Combination with high-efficiency pump		1004397	+ Boiler connection fitting + Ball valve connection set + Outdoor sensor Package price 3,697.96

* Packages also available with straight pattern taps

Accessories

Model	PEGA 15/35 Combination	Order No.	Price/€
 Measurement fitting DN 80/125 x DN 60/100	X	1004271	159.00
 Boiler connection fitting, concentric, DN80/125, straight type	X	1000361	56.40
 Boiler connection fitting, concentric, DN80/125, 87° Bend, H = 220 mm	X	1001918	91.00
 PEGA 40 ball valve connection set 3-way ball valve for simultaneous draining of the heater	X	1002526	117.87
 PEGA ball valve connection set as straight pattern type + drinking water approval	X	1002528	148.65
 NTC outdoor temperature sensor 10k	X	1003396	19.30

Accessories


	Model	Order No.	Price/€
	RSC-OT room unit The room unit offers plain text operation and room temperature measurement in one.	1001793	355.00
	CETA 104 Heating controller for single stage or modulating heating appliances (OpenTherm), direct heating circuit and hot water, incl. outdoor sensor and 2 boiler sensors	1001798	293.60
	CETA 106 Heating controller for mixer heating circuit differential temperature control, incl. outdoor sensor and flow sensor	1001799	272.00
	CETA 107 Heating controller for one-stage or modulating heating appliance OT-Bus, extension of mixed heating circuit and direct heating circuit, including flow sensor	1003456	550.00
	CETA RC EbV room remote control	1001756	164.80
	Hydraulic separator This hydraulic separator is matched to this PEGA: Size DN 80/120, nominal size DN40, connection sockets G 1 1/2", throughput 4 m³/h, Output 44 kW (at Dt = 10 K), max. allowable operating temperature +110°C, minimum allowable operating temperature -20°C, max. allowable operating pressure 6 bar	1002678	475.00
	Magnetite filter 3/4"	1002677	215.00
	Inhibitor inhibits boiler scale and all types of corrosion 0.5 litre bottle is sufficient for 100 litre of heating water	1002676	47.70





TANTUM – simply good

The new compressed and compact HANSA TANTUM gas condensing appliance is the ideal solution for most of all the customers' heat and hot water output requirements. The space-saving dimensions ensure that the appliance fits in even the smallest corner. It is easily accessed from the front, all components are clearly arranged and easy to reach. The connections are clearly identifiable and pluggable, therefore avoiding errors in the installation. The control is clear and easy to operate. With it, HANSA ensures you durability and stability as well as sound technology at a revolutionary price!



Advantages at a glance

- » Output range from 3.2 - 33.7 kW
- » Modulation range 1:6
- » High-quality stainless steel heat exchanger
- » Incl. outside temperature compensated control and expansion vessel
- » Compact dimensions
- » Quiet operation due to sound insulated housing
- » User-friendly installation and service
- » Installation of high-quality components – Made in Germany

For further details of current grant programmes (in Germany) visit: www.BAFA.de and www.Kfw.de

Technical data

Model	TANTUM 15 Boiler	TANTUM 25 Boiler	TANTUM 25 Combination appliance	TANTUM Compact 100	TANTUM 35 Boiler
Installation	wall-hung	wall-hung	wall-hung	floor-standing	wall-hung
Gas appliance category, DE	II _{ZELL3P}	II _{ZELL3P}	II _{ZELL3P}	II _{ZELL3P}	II _{ZELL3P}
Product ID number	CE-0085 CS0068	CE-0085 CS0068	CE-0085 CS0068	CE-0085 CS0068	CE-0085 CS0068
Boiler heat output range in kW, 50/30° C	3.4 - 16.4	4.3 - 23.7	4.3 - 23.7	4.3 - 23.7	6.3 - 35.1
Boiler heat output range in kW, 80/60 °C	3.0 - 14.9	3.8 - 21.1	3.8 - 21.1	3.8 - 21.1	5.6 - 32.8
Boiler heat input range in kW	3.2 - 15.9	4.0 - 22.5	4.0 - 24.5	4.0 - 22.5	5.9 - 33.7
Boiler heat input range in kW (liquid gas)	4.0 - 15.9	4.9 - 22.5	4.9 - 24.5	4.9 - 22.5	6.8 - 34.0
Rated output efficiency 80/60 °C in %	98.2	97.02	97.02	97.02	97.3
Efficiency 0.3 x rated output, 30 °C in %	109.1	108.7	108.7	108.7	108.8
NO _x class	6	6	6	6	6
Energy efficiency rating, space heating	A	A	A	A	A
Energy efficiency rating, hot water, XL	----	----	A	A	----
Supply air-flue gas connection (diameter) in mm	80/125	80/125	80 / 125	80/125	80/125
Heating appliance	B23, B23P, B33, C13x, C33x, C43x, C53x, C63x, C93x				
Dimensions (height / width / depth) in mm	750*** / 400 / 325	750*** / 400 / 325	750*** / 400 / 325	1595 / 595 / 635	750*** / 400 / 325
Boiler weight in kg	45	45	45	134	45
Heater flow/return connection (external thread)	G3/4", flat seat	G3/4", flat seat	G ¾", flat seat	G ¾", flat seat	G ¾", flat seat
Hot and cold water connection (external thread)	----	----	G ½", flat seat	G ¾", flat seat	----
Tank flow/return (external thread)	G ½"	G ½"	-	----	G ½"
Gas connection (external thread)	G ¾", flat seat	G ¾", flat seat	G ¾", flat seat	G ¾", flat seat	G ¾", flat seat
Condensate outlet diameter in mm	25	25	25	25	25
max. operating pressure in bar	3	3	3	3	3
min. operating pressure in bar	0.5	0.5	0.5	0.5	0.5
max. drinking water pressure in bar	----	----	10	6	----
max. all. water hardness in mol/m ³	----	----	2.7*	----	----
max. water rated output in kW	----	----	4.0 - 24.6	4.0 - 24.6	----
Domestic hot water continuous output (Δt=35K in l/min)	----	----	10.1	6	----
min. tapping rate l/min	----	----	2.5	----	----
Domestic hot water - initial tapping rate in l; 45°C / 55°C / 12 l/min**	----	----	----	168	----
Domestic hot water - initial tapping rate in l; 45°C / 60°C / 12 l/min**	----	----	----	240	----
Output factor N _L	----	----	----	2	----
Flue gas mass flow (max.) in g/s	9.02	12.77	13.96	12.77	16.23
Draught, flue gas side in Pa	200	200	200	200	200
Flue gas temperature at rated output in °C	69	71	71	71	72
Electrical connection	1, N, PE; ~230V/ 50Hz	1, N, PE; ~230V/ 50Hz	1, N, PE; ~230V/ 50Hz	1, N, PE; ~230V/ 50Hz	1, N, PE; ~230V/ 50Hz
max. electrical power consumption in W	73	74	74	74	75
Sound emission in dB	49	50	50	50	51

* corresponds to 15°dH or 27°fH or 19°e

** Hot water tapping temperature / storage tank charging temperature / tapping rate

*** Total installation height appliance + siphon + 87° boiler connection (750+250+220 = 1220 mm)

Single appliances



TANTUM 15/25/35 series – gas condensing appliances	Energy efficiency class	Order No.	Price/€
TANTUM 25 / Combination gas condensing appliance 4.0 – 24.7 kW with high-efficiency pump	A	1003496	2,250.00
TANTUM 15 / Boiler, gas condensing heater 3.2 – 15.9 kW with high-efficiency pump	A A	1004375	2,179.00
TANTUM 25 / Boiler gas condensing combination appliance 4.0 – 24.7 kW with high-efficiency pump	A A	1003521	2,162.00
TANTUM 35 / Boiler, gas condensing heater 3.2 – 15.9 kW with high-efficiency pump	A A	1004410	2,409.00

Storage tank for installation under boiler – storage for drinking water



Model – storage tank	Energy efficiency class	Order No.	Price/€
TUW-E 120 litre	B	1001079	810.00
TUW-E 160 litre	B	1001076	1,016.00

Other storage tanks: see chapter 8, page 64 - 65

Water heater base unit technical data - domestic hot water storage tank




Domestic hot water storage tank - base unit	Unit	TUW – E 120	TUW – E 160
Contents	L	120	160
Surface, heat exchanger spiral	m ²	1.15	1.2
Primary output (ΔT 35°K)	kW	32* / 16* / 12*	32* / 16* / 12*
Continuous tapping rate (ΔT 35°K)*	l/h	780* / 390* / 294*	780* / 390* / 294*
Draw-off rate (ΔT 35°K)*	L	209* / 204* / 196*	319* / 270* / 260*
Charging time (ΔT 50°K)	Min	10* / 21* / 27*	13* / 25* / 35*
Flow resistance	hPa (mbar)	170	172
Primary-side flow	l/h	2000* / 1080* / 720*	2000* / 1080* / 720*
Insulation	mm	30	30
Efficiency rating	ErP	C	C
Heat loss ErP	W	70	76
Max. operating temperature	°C	90	90
Max. operating pressure, domestic hot water	MPa (bar)	0.6 (6.0)***	0.6 (6.0)***
Heating appliance connections	Rp	¾"	¾"
Domestic hot water connection	Rp	¾"	¾"
Drain connection	Rp	½"	½"
Width	mm	561	561
Depth	mm	576	576
Height	mm	845	1045
Weight	kg	54	64
Colour	RAL	9010	9010

* Primary output depends on the primary side flow: PEGA / TANTUM flow with ½" connections = 720l/h, PEGA / TANTUM with external 3-way changeover valve = 1080l/h, (heating appliance flow temperature 80°C / hot water outlet temperature 45°C / cold water temperature 10°C)

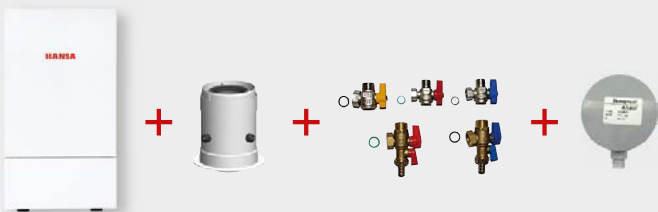



** Storage tank temperature 60°C, heating appliance temperature 80°C / hot water outlet temperature 45°C / cold water inlet temperature 10°C; outlet rate 12l/min

*** max. operating pressure acc. to EN 12897 is 1.2MPa (12bar)

TANTUM 25 Combination appliance with basic accessories**

 <ul style="list-style-type: none"> + Boiler connection fitting + Ball valve connection set + Outdoor sensor 			
TANTUM 25 - Combination appliance	Energy efficiency class	Order No.	Price/€
TANTUM 25 gas condensing combination 4.0-24.7 kW	 	1003522	Package price 2,492.00

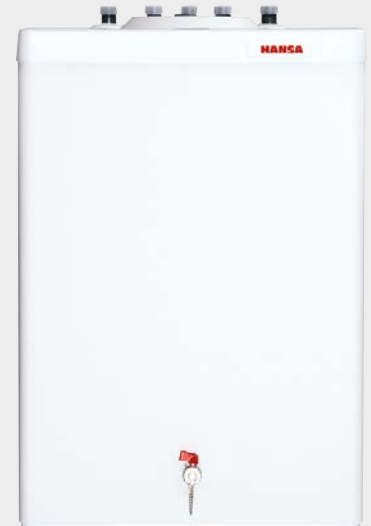
TANTUM 15/25/35 heater with basic accessories**

 <ul style="list-style-type: none"> + Boiler connection fitting + Ball valve connection set + Outdoor sensor 			
TANTUM 25 heater	Energy efficiency class	Order No.	Price/€
TANTUM 15 / Boiler gas condensing heater 3.2-15.9 kW		1004409	Package price 2,337.00
TANTUM 25 / Boiler gas condensing heater 4.0-24.7 kW		1003523	Package price 2,366.00
TANTUM 35 / Gas condensing boiler, heater 5.9-33.7 kW		1004410	Package price 2,409.00

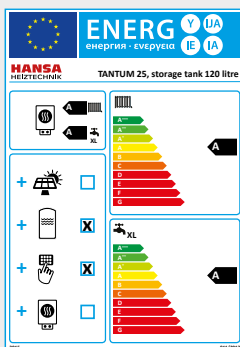
* Packages also available with straight pattern taps (TANTUM 25 – 1004037)

** A room unit is necessary Accessory for controlling of the heating system's timing

TANTUM 15/25/35 heater packages with storage tank










Floor-mounted storage tank
(120, 160, 200, 300 litre - for further information
on the storage tanks - page 12, 64, 65)



Package contents

- » Condensing boiler TANTUM 15/25/35 heater with energy efficiency pump
- » Outdoor temperature sensor
- » Floor-mounted storage tank (120, 160, 200, 300 litre)
- » Storage tank sensor
- » Connection set / storage tank connection
- » Ball valve connection set, surface-mounted incl. gas tap
- » Boiler connection fitting 80/125

TANTUM 15/25/35 heater with storage tank

Tantum 15/25/35 – heater with storage tank package	Energy efficiency class	Order No.	Price/€
HANSA TANTUM 15/Boiler 3.2-15.9 kW with floor-mounted storage tank 120 litre		1004412	3,020.00
HANSA TANTUM 25/Boiler 4.0-24.7 kW with floor-mounted storage tank 120 litre		1003542	3,080.00
HANSA TANTUM 15/Boiler 3.2-15.9 kW with floor-mounted storage tank 160 litre		1004413	3,059.00
HANSA TANTUM 25/Boiler 4.0-24.7 kW with floor-mounted storage tank 160 litre		1003765	3,205.00
HANSA TANTUM 25/Boiler 4.0-24.7 kW with floor-mounted storage tank 200 litre		1003942	3,502.00
HANSA TANTUM 35/Boiler 5.9-33.7 kW with floor-mounted storage tank 200 litre		1004414	3,585.00
HANSA TANTUM 35/Boiler 5.9-33.7 kW with floor-mounted storage tank 300 litre		1004415	3,959.00



TANTUM 15/25/35 heater packages with solar system



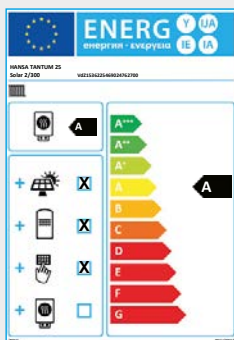
+



Solar package
 (2, 3 or 5 collectors - for further information
 on solar - page 62)



Storage tank
 (300, 400, 825 litre - for further information on
 the storage tanks - see page 64-65)



Package contents







- » Condensing boiler TANTUM 25 heater with energy efficiency pump
- » Outdoor temperature sensor
- » Solar station (for technical data - see page 17)
- » Storage tank sensor
- » Connection set / storage tank connection
- » Ball valve connection set, surface-mounted incl. gas tap
- » Boiler connection fitting 80/125
- » Solar package (2, 3 or 5 collectors)
- » Storage tank (300, 400, 825 litre)

Solar system technical data

Solar package	Unit	2/300	3/400	5/900
Number of collectors		2	3	5
Gross collector area	m ²	4.12	6.18	10.30
Absorber area	m ²	3.80	5.70	9.50
Piping		Serpentine, 2x connections	Serpentine, 2x connections	Serpentine 2x connections
Connections	mm	12	12	12
max. operating pressure	bar	10	10	10
Solar expansion vessel	l	25	25	25
Solar liquid	kg	20	20	40
Absorber material		Copper	Copper	Copper
Weight per collector	kg	35	35	35
Tank type		HABSS 300	HABSS 400	EHS 900
Contents	l	287	371	829
HE area top/bottom	m ² /m ²	1.1/1.4	1.1/1.8	7.7*/2.8
Storage tank diameter incl. insulation	mm	660	800	990
Tilted size	mm	1725	1810	2085
Weight	kg	133	162	221

* Surface of the stainless steel corrugated pipe heat exchanger for domestic water heating

Contents TANTUM 15/25/35 heater with solar system

Packages	Energy efficiency class	Order No.	Price/€
TANTUM 15/Boiler 3.2-15.9 kW with hot water solar package 2/300		1004416	5,999.00
TANTUM 25/Boiler 4.0-24.7 kW with hot water solar package 2/300		1003875	6,026.00
TANTUM 15/Boiler 3.2-15.9 kW with hot water solar package 3/400		1004417	6866.00
TANTUM 25/Boiler 4.0-24.7 kW with hot water solar package 3/400		1003965	6,902.00
TANTUM 15/Boiler 3.2-15.9 kW with heating and hot water solar package 5/900		1004418	10,500.00
TANTUM 25/Boiler 4.0-24.7 kW with heating and hot water solar package 5/900		1003966	10,600.00

*TWW = Domestic hot water



TANTUM 25 Compact 100 – simply good


The new TANTUM compact gas condensing appliance is the successful extension of the HANSA gas condensing appliance series. In addition to the requirements of modern condensing technology, the convenient water supply is characterised by the integrated coiled tube storage tank. The appliance has a very user-friendly design and impressively clear and streamlined structure, without unnecessary or irrelevant items. HANSA continues to opt for use of a high-quality stainless steel heat exchanger and to install high-quality components only.




Advantages at a glance

- » Output range from 4.0 – 24.7 kW
- » 100 litre storage volume
- » Direct access to the storage tank for servicing and maintenance work
- » Convenient hot water supply for all water qualities
- » High-quality stainless steel heat exchanger
- » Incl. outside temperature compensated control and expansion vessel
- » Compact dimensions
- » User-friendly installation and service
- » Installation of high-quality components – Made in Germany

TANTUM 25 Compact 100 with basic accessories



- + Boiler connection fitting
- + Outdoor sensor
- + Connection taps incl. hinge (flexible connection pipes on each side or upwards are possible.)
- + Connection pipe
- + Gas connection pipe
- + Flat gaskets and seals











TANTUM 25 Compact 100	Energy efficiency class	Order No.	Package price/€
TANTUM 25 Compact 100 - Compact gas condensing appliance 4.0-24.7 kW		1003785	Package price 4,275.00

Technical data










Model	Tantum 25 Compact 100
Gas appliance category, DE	II _{2ELL3P}
Boiler heat output range in kW, 80/60° C	3.8 - 21.1
Boiler heat input range in kW	4.0 - 22.5
Rated output efficiency 80/60° C in %	97.02
Efficiency 0.3 x rated output, 30° C in %	108.7
NOx class	5
Energy efficiency rating, space heating	A
Energy efficiency rating, hot water, XL	A
Supply air-flue gas connection (diameter) in mm	80 / 125
Heating appliance	B23; B23P; B33; C 13x; C33x; C43x; C53x; C63x; C93x
Dimensions (height / width / depth) in mm	1595 / 595 / 635
Boiler weight in kg	134
Heater flow/return connection (external thread)	G ¾", flat seat
Hot and cold water connection (external thread)	G 3/4"
Gas connection (external thread)	R ¾", conical
Condensate outlet	¾"
max. operating pressure in bar	3
max. drinking water pressure in bar	6
max. all. water hardness in mol/m ³	-
max. water rated output in kW	4.0 - 24.7
Domestic hot water - initial tapping rate in l 45° C/55° C/12l/min	168**
Domestic hot water - initial tapping rate in l 45° C/60° C/12l/min	240**
Domestic hot water, continuous output at Dt=35K in l/min	6
Flue gas mass flow (max.) in g/s	11.2
Draught, flue gas side in Pa	120
Flue gas temperature at rated output in °C	71
Electrical connection (VAC / Hz)	230 / 50
max. electrical power consumption in W	74

** Hot water tapping temperature / storage tank charging temperature / tapping rate

Accessories

Model	TANTUM 15 Boiler	TANTUM 25 Boiler	TANTUM 35 Boiler	TANTUM 25 Combination	TANTUM 25 Compact 100	Order No.	Price/€
Measurement and reducing fitting DN80/125 x 60/100	X	X	X	X	X	1004271	159.00
 Boiler connection fitting, concentric, DN80/125, straight type	X	X	X	X	X	1000361	56.40
 Boiler connection fitting DN 60/100 87 ° bend	X	X	X	X	X	1002092	64.00
 Boiler connection fitting, concentric, DN80/125, 87° bend, H = 220 mm	X	X	X	X	X	1001918	91.00
 TANTUM connection set Consisting of two corrugated pipes 340 mm, two RD 3/4"-1/2" and four seals 3/4"	X	X	X	—	—	1000411	67.50
 TANTUM ball valve connection set, 3-way ball valve for simultaneous draining of the heater	X	X	X	X	—	1002526	117.87
 TANTUM ball valve connection set as straight pattern type + drinking water approval	X	X	X	X	—	1002528	148.65
 Storage tank sensor - for measuring the storage tank temperature	X	X	X	—	—	1001529	24.90
 TANTUM / INOX outdoor sensor	X	X	X	X	X	1003396	19.30
Required accessory options for time control of the heating system							
 T3M room thermostat, weekly program, Open Therm, with cable. Installation required in living space. Heating opera- tion is outside temperature compensat- ed and depends on the registered room temperature. Room temperature influ- ence can be switched on and off	X	X	X	X	X	1004269	145.00
 RSC-OT room unit	X	X	X	X	X	1001793	355.00

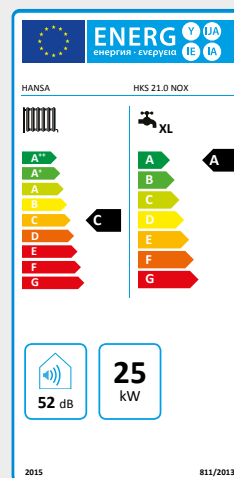
Accessories

	Model	TANTUM 25 Heating	TANTUM 25 Combination	TANTUM 25 Compact 100	Order No.	Price/€
	CETA 104 Heating controller for single stage or modulating heating appliances (OpenTherm), direct heating circuit and hot water, incl. outdoor sensor and 2 boiler sensors	X	X	X	1001798	293.60
	CETA 106 Heating controller for mixer heating circuit differential temperature control, incl. outdoor sensor and flow sensor	X	X	X	1001799	272.00
	CETA 107 Heating controller for one-stage or modulating heating appliance OT-Bus, extension of mixed heating circuit and direct heating circuit, including flow sensor	X	X	X	1003456	550.00
	CETA RC EbV room remote control	X	X	X	1001756	164.80
	TANTUM hydraulic separator This hydraulic separator is matched to the TANTUM: Size DN 80/120, nominal size DN40, Connection sockets G 1 1/2", output 44 kW, Throughput 4 m³/h, max. allowable operating temperature +110°C, minimum allowable operating temperature -20°C, max. allowable operating pressure 6 bar	X	X	—	1002678	475.00
	Magnetite filter 3/4"	X	X	X	1002677	215.00
	Inhibitor inhibits boiler scale and all types of corrosion 0.5 litre bottle is sufficient for 100 litre of heating water	X	X	X	1002676	47.70
	Cleaner for heating systems for the commissioning of new systems or as sludge remover, 0.5 litre bottle is sufficient for 100 litre heating water	X	X	X	1002675	49.60
	Grundfos condensate removal pump	X	X	X	1000412	389.04

HKS 21.0 NO_x (gas combination water heater)



Compact heater for effortless appliance replacement in any installation situation, NO_x reduced with electrical ignition and outside temperature compensated control.



Example: Package 1002965

Package contents

- » HKS Combination gas-fired water heaters (13.3-26 kW)
- » Hydraulic kit, adapter set
- » Gas tap with fuse cut-out


Advantages at a glance

- » Water-cooled stainless steel burner LOW NO_x extreme contaminant reduction
- » Hot water stainless steel plate heat exchanger (sanitary)
- » incl. outside temperature compensated control
- » Fast and easy installation and operation
- » Integrated safety valve and expansion vessel
- » High efficiency up to 94%
- » Pump overrun + pump continuous running can be set!
- » Gas monitoring – electronically controlled
- » Restart delay system
- » Support through Open Therm
- » Expansion vessel 8 L
- » Operating status with digital display
- » Test to EC Directive 92/42/EEC ***








HKS single appliance

HANSA HKS / Single appliance	Energy efficiency class	Order No.	Price/€
HKS 21.0 NO _x Gas combination water heater		1004324	2,100.00

HKS / Package

HANSA HKS / Packages	Package includes	Energy efficiency class	Order No.	Price/€
HKS 21.0 NO _x Combination/chimney »Economy« package	<ul style="list-style-type: none"> + Hydraulics KIT adapter set + Gas tap with fuse cut-out + without outdoor sensor 		1002965	2,300.00

Accessories

HKS accessories	Order No.	Price/€
 Hydraulics kit for HKS	1000130	148.00
 Adapter set for Vaillant water heaters	1000132	280.00
 Angle pattern ball valve connection set	1002526	117.87
 Gas connection, brass ball valve with thermal cut-out	1004330	47.50
 RSC-OT (Open Therm function) room unit, AF required	1001793	355.00
 T3M room thermostat, weekly program, Open Therm, with cable. Installation in living space required. Heating operation is outside temperature compensated and depends on the registered room temperature. Room temperature influence can be switched on and off	1004269	145.00
 Outdoor sensors for water heaters	1000159	57.00

Airtena

The HANSA monovalent air to water heat pump in monoblock design for efficient and sustainable living space heating and water heating. The HANSA Airtena series heat pumps use the solar heat of the environment for heating and hot water operation. The heat pumps are designed for use in new build as well as for setting up bivalent heating systems with the existing oil and gas heating appliances. The Airtena heat pumps can be connected to underfloor heating (recommended) as well as radiators (bivalent).

The Airtena heat pump consists of two units:

A complete, ready to connect hydraulic unit for indoor installation. The hydraulic unit consists of hot water storage tank, electric heating element 9W, buffer tank, system control for outside temperature compensated living space heating and demand-controlled water heating and includes all required pumps and changeover valves. The outdoor unit is an air to water heat pump module in monoblock design, which forwards the "collected" environmental heat to an indoor unit, which ensures heating operation and water heating.




Two models are available to choose from:

1. **Airtena H:** The optimum monoblock heat pump in output sizes 6 kW, 8kW and 12 kW up to outdoor temperatures of -20°C and a max. flow temperature of 58°C.
- and
2. **Airtena HA:** The premium monoblock heat pump in output sizes 8 kW, 12 kW and 16 kW up to outdoor temperatures of - 25°C and a maximum flow temperature of 65°C, optimised for more output at low outdoor temperatures.

The HANSA Airtena are equipped with the necessary installation accessories in the factory: this ensures top quality and short installation times.

Includes:

Heating control, expansion vessel, heating circuit pump, changeover valve and safety valve and heated condensation discharge pipe.



Advantages at a glance

- » Sustainable energy cost savings, environmentally friendly and ready for installation
- » Environmentally friendly due to clean and CO₂-free- environmental heat. The consumption of fossil fuels and CO₂ emissions are reduced.
- » Ready to connect complete package consisting of hydraulic unit (indoors) and heat pump (outdoors).
- » Output sizes 6 kW to 16kW
- » two series of heat pump units
- » Maximum output with minimum energy use
- » The inverter controlled compressor supplies heat with precision to the nearest degree and with metered energy use.
- » An electrical heating element ensures adequate heat even in frost conditions
- » If the heat drawn from the outdoor air is insufficient at below zero temperatures, an electric heating element is connected automatically, so that it can be heated at any time
- » Efficient heat for new and existing buildings!

Technical data

Model	Unit	H-6	H-8	HA-8	H-12	HA-12	HA-16
Heating							
Heating output / electrical	7 / 35 °C / 35 °C	2.67 / 0.50 / 5.32 2.32 / 0.55 / 4.20	3.86 / 0.83 / 4.65 5.11 / 1.36 / 3.76	3.57 / 0.78 / 4.57 4.03 / 0.91 / 4.43	5.21 / 1.09 / 4.78 6.91 / 1.79 / 3.86	3.54 / 0.69 / 5.12 5.21 / 1.22 / 4.27	5.17 / 1.01 / 5.11 7.80 / 1.79 / 4.36
Output / COP kW / kW / ---	-7 / 35 °C 7 / 45 °C 2 / 45 °C	4.60 / 1.79 / 2.57 2.28 / 0.63 / 3.62 1.93 / 0.67 / 2.88	6.60 / 2.46 / 2.68 3.70 / 1.00 / 3.70 5.03 / 1.70 / 2.96	---- 3.66 / 0.98 / 3.74 4.07 / 1.16 / 3.51	9.00 / 3.27 / 2.75 5.00 / 1.31 / 3.82 6.80 / 2.24 / 3.04	---- 3.64 / 0.91 / 4.00 5.27 / 1.49 / 3.54	---- 5.49 / 1.33 / 4.14 7.97 / 2.24 / 3.56
Cooling							
Cooling output / electrical	27 / 7 °C 27 / 18 °C	5.87 / 1.65 / 3.56 7.98 / 1.77 / 4.52	7.52 / 2.37 / 3.17 11.20 / 3.20 / 3.50	---- ----	9.87 / 3.16 / 3.13 11.70 / 3.32 / 3.52	---- ----	---- ----
Output / EER kW / kW / ---	35 / 7 °C 35 / 18 °C	4.86 / 1.86 / 2.61 7.03 / 2.03 / 3.45	7.10 / 2.65 / 2.68 9.19 / 2.98 / 3.08	3.80 / 1.28 / 2.97 5.10 / 1.37 / 3.73	9.45 / 3.41 / 2.77 11.20 / 3.58 / 3.12	4.69 / 1.70 / 2.76 5.44 / 1.73 / 3.15	7.09 / 2.72 / 2.61 8.19 / 2.83 / 2.90
Electrical data							
Nominal voltage		230V 1N ~ 50Hz	230V 1N ~ 50Hz	400V 3N ~ 50Hz	230V 2N ~ 50Hz	400V 3N ~ 50Hz	400V 3N~ 50Hz
max. operating current	A	15	16	6	23	7	9.5
Max. operating current, compressor	A	14	15	5	22	6	8.5
Starting current	A	5	5		5		
Fan rated output	W	50	86	40	86	45	68
Fuse	A	16	16	10	25	10	10
Protection class	----	IP 24					
Refrigerant circuit							
Refrigerant	----	R410A					
GWP factor	----	2088					
Compressor type	----	Twin rotary	Twin rotary	Scroll	Twin rotary	Scroll	Scroll
Compressor oil		M-MA68					
Fill quantity	kg	1.5	2.55	2.4	2.9	2.6	3
CO ₂ equivalent	t	3.13	5.32	5.01	6.06	5.43	6.26
Max. operating pressure	MPa	----	4.15 (41.5bar)	4.5 (45 bar)	4.15 (41.5bar)	4.5 (45 bar)	4.5 (45 bar)
Blow-out value, overpressure	MPa	4.15(41.5bar)	----		----		
Min. operating pressure vacuum controller	MPa	----	0.079 (0.79bar)	0.12 (1.2 bar)	0.079 (0.79bar)	0.12 (1.2 bar)	0.12 (1.2 bar)
Supply air							
Air throughput	m ³ /h	2530	3000	2400	4380	3400	4150
min./max. air temperature	°C	-20°C / 43°C	-20°C / 43°C	-25°C / 43°C	-20°C / 43°C	-25°C / 43°C	-25°C / 43°C
De-icing	----	Process reversal					

Technical data

Model	Unit	H-6	H-8	HA-8	H-12	HA-12	H-16	HA-16
Heating circuit								
max. operating pressure	MPa	0.5 / 0.25 (0.5/4.5 bar)						
Min. volume heating / cooler	l/h	20	50		80		150	
Min. volume heating / floor cooling	l/h	50	80		100		150	
Max. flow, heating	/s / (l/h)	0.29 / (1044)	0.38 / (1368)	0.32 / (1152)	0.57 / (2052)	0.44 / (1584)	0.79 / (2844)	0.60 / (2160)
Min. flow, heating	l/s / (l/h)	0.09 / (324)	0.12 / (432)	0.08 / (288)	0.15 / (540)	0.11 / (396)	0.25 / (900)	0.15 / (540)
Min. flow, heating system during de-icing (100% circulation pump speed)	l/s / (l/h)	0.19 / (684)	0.19 / (684)	0.27 / (972)	0.29 / (1044)	0.35 / (1260)	0.39 / (1404)	0.38 / (1368)
Min. flow, cooling	l/s / (l/h)	0.11 / (396)	0.15 / (540)		0.20 / (720)		0.32 / (1152)	
Min / Max. heating water temperature, continuous operation	°C	25°C / 58°C	25°C / 58°C	26°C / 65°C	25°C / 58°C	26°C / 65°C	25°C / 58°C	26°C / 65°C
Heating water connection, external thread	----	G1"	G1"	G 1 1/4	G1"	G 1 1/4	G1"	G 1 1/4
Dimensions and weights								
Width	mm	993	1035	1130	1145	1280	1145	1280
Depth	mm	364	422	610	452	612	452	612
Height incl. adjustable feet	mm	791 (+50/-0)	895 (+50/-0)	1070	995 (+50/-0)	1165	1450 (+50/-0)	1165
Weight (without packaging)	kg	66	90	167	105	177	135	183
Product number		5360139	5360142		5360143		5360144	

SCOP and P_{design} to EN 14825

Airtena	H-6		H-8		HA-8		H-12		HA-12		HA-16	
	P _{design}	SCOP	P _{design}	SCOP	P _{design}	SCOP	P _{design}	SCOP	P _{design}	SCOP	P _{design}	SCOP
SCOP 35, temperate climate	4.8	4.8	8.2	4.38	5.9	4.80	11.5	4.43	8	4.83	11	5.05
SCOP 55, temperate climate	5.3	3.46	7.0	3.25	6.3	3.75	10	3.38	8.3	3.78	12.3	3.9
SCOP 35, cold climate	4.0	3.65	9	3.55	6.8	4.03	11.5	3.63	9.3	4.05	13	4.25
SCOP 55, cold climate	5.6	2.97	10	2.78	7.4	3.33	13	2.85	9.8	3.33	14	3.53
SCOP 35, hot climate	4.2	6.45	8	5.7	5.9	5.43	12	5.8	9.2	5.48	13	5.5
SCOP 55, hot climate	4.76	4.58	8	4.58	6.3	4.35	12	4.7	9.2	4.48	13	4.5


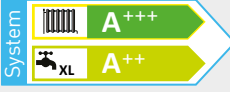




HHE 220/9 indoor appliance technical data

Electrical data		
Electric heating element	kW	9
Mains connection	----	400V 3, N, PE -50Hz
Max. power consumption	A	16
Fuse	A	16
Power GP1	W	3 – 76
Power GP6	W	3 – 45
Protection class	----	IP 21
Heating circuit		
Diameter of connections	mm	22
Max. operating pressure, heating circuit	MPa (bar)	0.3* (3.0)
Max. flow temperature	°C	70
Dimensions and weights		
Width	mm	600
Depth	mm	600
Height incl. adjustable feet	mm	1730 (+20/-0)
Weight (without packaging)	kg	131
Hot water cylinder volume	L	220
Accumulator storage boiler volume	L	16
Max. domestic hot water pressure	MPa (bar)	1.0 (10)

Energy labelling, temperate climate

Outdoor unit template		H-6	H-8	HA-8	H-12	HA-12	HA-16
Indoor unit		HHE 215/9					
Temperature	°C	35°C / 55°C					
Space heating efficiency rating		A++ / A++	A++ / A++	A+++ / A+++	A++ / A++	A+++ / A+++	A+++ / A+++
Space heating system efficiency rating		A+++ / A++	A+++ / A++	A+++ / A+++	A+++ / A++	A+++ / A+++	A+++ / A+++

HANSA Airtena heat pump packages

Packages	Output in kW	Storage tank	Energy efficiency class	Order No.	Price/€
HANSA AIRTENA H-6 heat pump	6	215 litre		1004401	13,167.00
HANSA AIRTENA H-8 heat pump	8	215 litre		1004402	13,857.00
HANSA AIRTENA H-12 heat pump	12	215 litre		1004349	15,954.00
HANSA AIRTENA HA-8 heat pump	8	215 litre		1004404	15,296.00
HANSA AIRTENA HA-12 heat pump	12	215 litre		1004350	17,294.00
HANSA AIRTENA HA-16 heat pump	16	215 litre		1004406	21,304.00

Integra 36/60 series oil and gas condensing boiler 13 – 55 kW



» Integra oil and gas condensing boiler with hood and plinth.

The sound condenser boilers of the HANSA Integra series have proven their worth on the market and provide you with durable, sustainable heating technology – for variable use.

Regardless of whether for burning oil or gas, modernisation or new build, with or without a low (horizontal) tank, the Integra condensing boilers offer a large number of possible combinations and are thus the almost perfect solution for 99 % of all households.

The Integra condensing boilers are equipped with sustainable high-performance cast iron boiler units and a high-quality downstream stainless steel heat exchanger from HANSA. The high stainless steel alloy makes the heat exchanger extremely corrosion resistant and robust.

The scope of supply also includes an outside temperature compensated 2-point control, panelling with insulation, safety immersion thermostat and safety group.

The optional A.) Siemens or B.) EBV control can be selected for the units. The reliable oil burners (blue-flame burners) or gas forced draught burners used round off the package.

A.)



B.)



The appliances are equipped for standard non-room sealed operation, but on request they are also available for room-sealed function (up to 41.3 kW).

The boilers are available with different output ranges:

The appliances are optionally available with plinth, unit door or low (horizontal) tank, you're welcome to contact us! Careful workmanship ensures a long life. Feel good heat – Made in Germany!



- » 13 -14 kW - Integra 36_13
- » 14.3 - 22.0 kW - Integra 36_19
- » 23.8 - 27.5 kW - Integra 36_25
- » 28.6 - 33.0 kW - Integra 36_31
- » 35.8 - 41.3 kW - Integra 60_37
- » 40.5 - 46.8 kW - Integra 60_44
- » 47.7 - 55.1 kW - Integra 60_52

» Integra oil and gas condensing boiler with hood and low (horizontal) tank

Advantages at a glance

- » Sustainable high-performance cast iron boiler unit
- » HANSA high-quality stainless steel heat exchanger
- » Reliable oil burner (blue-flame burner) or gas forced draught burner
- » Outside temperature compensated control (Siemens or EBV)
- » Safety immersion thermostat and safety group included

For further details of current grant programmes (in Germany) visit:
www.BAFA.de and at www.Kfw.de

Technical data

Model	INTEGRA						
	36_13	36_19	36_25	36_31	60_37	60_44	60_52
Power in kW	13	19	25	31	37	44	52
Product ID number		CE-0035 CO 102			CE-0035 CO 103		
Oil burner ⁵⁾	HBU 21_13	HBU 21_20	HBU 21_26	HBU 40_33	HBU 40_38	HBU 50_47	HBU 50_52
Steinen oil nozzle	MST 80° 0.30gph	ST 80° 0.40gph	ST 80° 0.50gph	S 80° 0.60gph	S 80° 0.75gph	S 80° 0.85gph	S 80° 1.00gph
Boiler heat output range in kW, 50/30° C	13.6 - 16.0	14.8 - 23	24.3 - 28.5	29.1 - 34	36.3 - 42.3	41 - 47.8	48.2 - 56.1
Boiler heat output range in kW, 80/60° C	12.5 - 14.9	13.3 - 20	22.8 - 25.5	27.6 - 31	34.3 - 39.3	38.5 - 44.8	45.7 - 53.1
Boiler heat input range in kW	13.1 - 15.5	14.3 ¹⁾ - 22	23.8 - 27.5	28.6 - 33	35.8 - 41.3	40.5 - 46.8	47.7 - 55.1
Rated output efficiency 80/60°C in %	98.2			96.6			
Rated output efficiency 50/30°C in %	102.1			100.2			
Efficiency 0.3 x rated output, 40°C in %	103.0			101.6			
NOx class	5			5			
Energy efficiency rating, space heating	A						
Heating appliance ³⁾	B23, C43, C63			B23, C43, C63		B23	
Supply air-flue gas temperature in mm	RLA 80, RLU 80/125			RLA W 80, S 100		RLA 100	
Connection height of flue gas sockets with low (horizontal) tank / plinth / feet in mm	1685 ²⁾ / 1435 ²⁾ / 1135 ²⁾			- / 1445 ²⁾ / 1145 ²⁾			
Boiler height with horizontal tank/plinth/ feet in mm	1435 / 1185 / 885			- / 1185 / 885			
Boiler depth in mm with/without unit hood	1050 / 735			1250 / 935			
Boiler width in mm	600			600			
Boiler weight in kg	136			166			
Boiler water capacity in L	12.8			20.8			
Flue gas heat exchanger capacity in L	1.9			2.8			
Heating gas end resistance in mbar	0.42			1			
Flow-return connection (internal thread)	1"			1"			
max. operating pressure in bar	3						
Flue gas mass flow (max.) in g/s	14.89			25.66			
Draught, flue gas side in Pa	22			22			
Flue gas temperature at rated output in °C	60.1			89.5			
Electrical connection (VAC / Hz)	1, N, PE / 230V, 50Hz						
Fuse	F6A						

Low (horizontal) tank	TS 150
Low tank capacity in L	150
Continuous output 80/45/10 L/h	598
Flow/return boiler connection (internal thread)	1"
Hot/cold water (external thread)	3/4"


Low (horizontal) tank	TS 150
Tank weight in kg	95
Tank height incl. feet in mm	575
Tank width in mm	600
Tank length in mm	1030
max. operating pressure in bar	10
ERP class	B

- 1) with oil nozzle MST 80° 0.30gph
- 2) Middle of flue gas pipe
- 3) B = non-room sealed (RLA);
C = room sealed (RLU)
- 4) recommended chimney flue pull in Pa
- 5) Gas burner: INTEGRA 36:
HSP 1 E/F (20kW-36kW);
INTEGRA 60:
HSP 1 E/F (30kW - 70kW)

Single appliances with basic accessories




HANSA Integra floor-standing condensing boiler with basic accessories
 + Cast iron block + cladding + outside temperature compensated Albatros control* (incl. sensor) without flow temperature sensor + 1-stage blue-flame burner or gas burner
 + Safety immersion thermostat + boiler connection fitting
 + stainless steel heat exchanger up to 40 kW or 70 kW

Single appliance with basic accessories	36_13	36_19	36_25	36_31	60_37	60_44	60_52
Power in kW	13.1 - 15.5	14.3 - 22.0	23.8 - 27.5	28.6 - 33.0	35.8 - 41.3	40.5 - 46.8	47.7 - 55.1
Oil  A	1004389	1003967	1003968	1003969	1003970	1003971	1003972
Gas  B	/	1003973	1003974	1003975	1003976	1003977	1003978
Price/€	4,740.00	4,740.00	4,840.00	5,000.00	5,430.00	5,600.00	6,100.00





HANSA Integra floor-standing condensing boiler with basic accessories and plinth
 + Cast iron block + cladding + outside temperature compensated Albatros control* (incl. sensor) without flow temperature sensor + 1-stage blue-flame burner or gas burner
 + Safety immersion thermostat + boiler connection fitting
 + Stainless steel heat exchanger up to 40 kW or 70 kW + 30 cm plinth

Single appliance with basic accessories	36_13	36_19	36_25	36_31	60_37	60_44	60_52
Power in kW	13.1 - 15.5	14.3 - 22.0	23.8 - 27.5	28.6 - 33.0	35.8 - 41.3	40.5 - 46.8	47.7 - 55.1
Oil  A	1004390	1003979	1003980	1003981	1003982	1003983	1003984
Gas  B	/	1003985	1003986	1003987	1003988	1003989	1003990
Price/€	4,900.00	4,900.00	5,038.00	5,202.00	5,634.00	5,800.00	6,300.00



HANSA Integra floor-standing condensing boiler with basic accessories and unit hood
 + Cast iron block + cladding + outside temperature compensated Albatros control* (incl. sensor) without flow temperature sensor + 1-stage blue-flame burner or gas burner
 + Safety immersion thermostat + boiler connection fitting
 + Stainless steel heat exchanger up to 40 kW or 70 kW + unit hood



Single appliance with basic accessories	36_13	36_19	36_25	36_31	60_37	60_44	60_52
Power in kW	13.1 - 15.5	14.3 - 22.0	23.8 - 27.5	28.6 - 33.0	35.8 - 41.3	40.5 - 46.8	47.7 - 55.1
Oil  A	1004391	1003991	1003992	1003993	1003994	1003995	1003996
Gas  B	/	1003997	1003998	1003999	1004000	1004001	1004002
Price/€	4,900.00	4,900.00	5,100.00	5,200.00	5,700.00	5,850.00	6,350.00

* Can be supplied on request with Theta control (EBV) instead of Albatros control (Siemens).

Single appliances with basic accessories



HANSA Integra floor-standing condensing boiler with basic accessories, unit hood and plinth
 + Cast iron block + cladding + outside temperature compensated Albatros control* (incl. sensor) without flow temperature sensor + 1-stage blue-flame burner or gas burner
 + Safety immersion thermostat + boiler connection fitting, ATB
 + Stainless steel heat exchanger up to 40 kW or 70 kW + unit hood + 30 cm plinth

Single appliance with basic accessories	36_13	36_19	36_25	36_31	60_37	60_44	60_52
Power in kW	13.1 - 15.5	14.3 - 22.0	23.8 - 27.5	28.6 - 33.0	35.8 - 41.3	40.5 - 46.8	47.7 - 55.1
Oil  A	1004392	1004003	1004004	1004005	1004006	1004007	1004008
Gas  B	/	1004009	1004010	1004011	1004012	1004013	1004014
Price/€	5,082.00	5,082.00	5,200.00	5,430.00	5,955.00	6,100.00	6,480.00

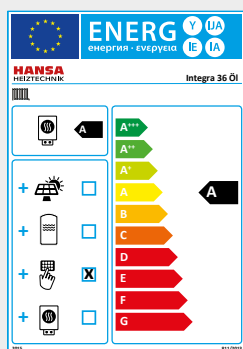

* Can be supplied on request with Theta control (EBV) instead of Albatros control (Siemens).

Accessories / option	36_13	36_19	36_25	36_31	60_37	60_44	60_52	Order No.	Price/€
 Additional charge for connection pipes, room sealed operation DN 80/125	X	X	X	X	X	X	X	1002584	324.00
 Low (horizontal) tank 150 l **	X	X	X	X	-	-	-	1003938	1465.00
 Tank charge pump set with efficient pump	X	X	X	X	-	-	-	1003929	433.00
Connection set, heating circuit 2 pump group	X	X	X	X	X	X	X	1004171	145.00
Integra BG Hot water storage connection	X	X	X	X	X	X	X	1004085	433.00

** Technical data - see page 29

Optional storage tank: see chapter 8, page 64-65

Integra 36/60 oil and gas condensing boiler packages with flue gas system



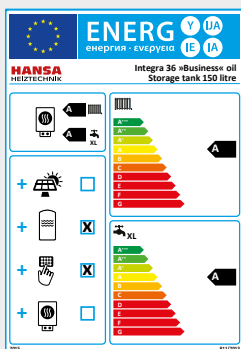
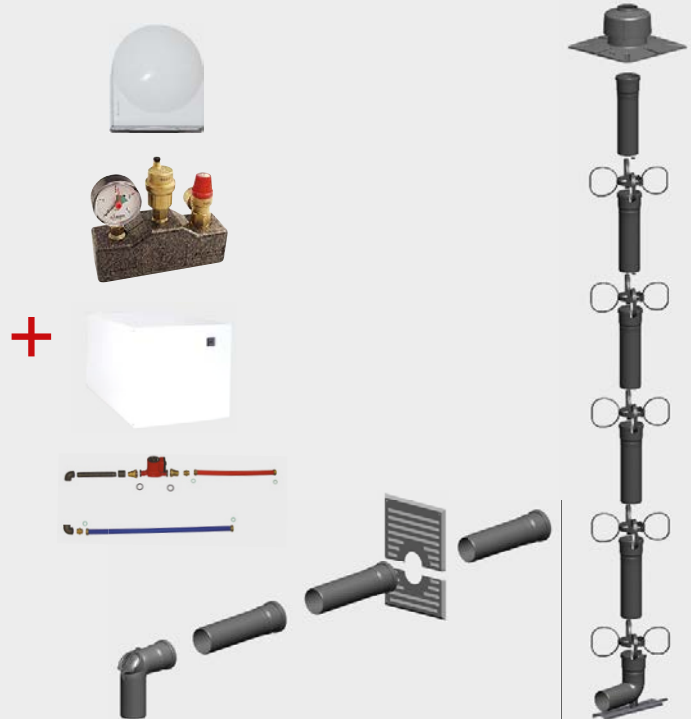
Package contents

- » Oil and gas condensing boiler*
- » Plinth and hood
- » Blue-flame boiler or gas burner
- » Outdoor temperature sensor
- » Safety group
- » Boiler connection fitting
- » Flue gas kit DN80 or 100 rigid in the shaft (12 m)
- » Flue gas kit DN80 or 100 connection duct

Packages	36_13	36_19	36_25	36_31	60_37	60_44	60_52
Power in kW	13.1 - 15.5	14.3 - 22.0	23.8 - 27.5	28.6 - 33.0	35.8 - 41.3	40.5 - 46.8	47.7 - 55.1
Oil	1004393	1004015	1004189	1004017	1004018	1004019	1004020
Gas	/	1004021	1004022	1004023	1004024	1004025	1004026
Price/€	5,450.00	5,450.00	5,550.00	5,950.00	6,450.00	6,550.00	6,650.00

* Can be supplied on request with Theta control (EBV) instead of Albatros control (Siemens).

Integra 36/60 oil and gas condensing boiler packages with flue gas system and storage tank








Package contents

- » Oil and gas condensing boiler*
- » Blue-flame boiler or gas burner
- » Outdoor temperature sensor
- » Safety group
- » Low (horizontal) tank 150 litre
- » Tank sensor
- » Tank charge pump set
- » Boiler connection fitting
- » Flue gas kit DN80 or 100 rigid in the shaft (12 m)
- » Flue gas kit DN80 or DN100 connection duct

Packages	36_13	36_19	36_25	36_31
Power in kW	13.1 - 15.5	14.3 - 22.0	23.8 - 27.5	28.6 - 33.0
Storage tank	150 litre	150 litre	150 litre	150 litre
Oil	1004394	1004027	1004028	1004029
Gas	/	1004030	1004031	1004032
Price/€	6,600.00	6,600.00	6,750.00	7,050.00







* Can be supplied on request with Theta control (EBV) instead of Albatros control (Siemens).

Flue gas and supply pipe accessories

	Model	Integra 36	Integra 60	Order No.	Price/€
	Additional charge for connection pipes, room sealed operation DN80/125	X	X	1002584	324.00
	Flue gas connection, room sealed operation boiler connection fitting DN 80/straight with supply air socket and STL connection.	X	X*	1002064	97.97
	Inspection bend 87° DN 80/125 with side measurement openings for supply air/flue gas	X	X*	1002016	131.58
	Flue gas connection, non-room sealed operation, boiler connection fitting DN80 straight with measurement opening and STL connection.	X	—	1002074	64.70
	Flue gas connection, non-room sealed operation, boiler connection fitting DN100 straight with measurement opening and STL connection (Extension Art. No. 1002018 required).	X	X	1003939	69.04
	Neutralisation box, incl. 1 bag of granulate	X	X	1002100	85.60


* only Integra 60_37

Accessories, Siemens RVS controller

	Model	Integra 36	Integra 60	Order No.	Price/€
	Albatros control, Set 1 Basic control set, outside temperature compensated 2-point control, incl. boiler temperature sensor, hot water storage tank temperature sensor, outdoor temperature sensor	X	X	1001520	687.48
	Albatros control, Set 3 for 2-stage burner Modulating burner, cascading, solar controller (1 or 2 collector arrays) incl. boiler temperature sensor, hot water storage tank temperature sensor, outdoor temperature sensor	X	X	1001518	890.00
	AVS 75 extension module For a further mixer circuit as addition, with connection cable to the Albatros control (Art. No. 1001520) and connector	X*	X*	1001534	285.00
	QAD 36/201 flow sensor	X	X	1001533	46.80
	QAC 34/101 outdoor sensor	X	X	1001530	27.50
	Tank sensor (boiler sensor) TANTUM (SND/INTEGRA), 1.5m	X	X	1001529	24.90

* Function extension for Set 1, RVS 13

Accessories, EBV controller

	Model	Integra 36	Integra 60	Order No.	Price/€
	Theta 23B outside temperature compensated control with outdoor sensor, tank sensor, boiler sensor and wire harness (except flow sensor)	X	X	1001774	674.00

Hydraulics accessories



Model	Integra 36	Integra 60	Order No.	Price/€
<p>Safety group with pressure gauge (2.5 bar), safety valve, fast de-aerator and an angle fitting. Including all seals/gaskets.</p>	X	X	1001898	76.00
<p>Mixer circuit set DN 25 Integra/SND consisting of a Hansa HE55-25 high-efficiency pump, a mixer motor, two stopcocks, one return connection and two thermometers. Supplied with all seals, gaskets and rigid foam insulation.</p>	X	X	1004039	650.00
<p>Heating circuit set DN 25 Integra/SND consisting of a Hansa Delta HE55-25 high-efficiency pump, two stopcocks, one return connection and two thermometers. Supplied with all seals, gaskets and rigid foam insulation.</p>	X	X	1004041	450.00
<p>Integra mixer circuit set DN 32 consisting of a Hansa HE55-25 high-efficiency pump, a mixer motor, two stopcocks, one return connection and two thermometers. Supplied with all seals, gaskets and rigid foam insulation.</p>	X	X	1004040	690.00
<p>Integra heating circuit set et DN 32 consisting of a Hansa Delta HE55-25 high-efficiency pump, two stopcocks, one return connection and two thermometers. Supplied with all seals, gaskets and rigid foam insulation.</p>	X	X	1004042	480.00
<p>Mixer motor 230 V/50 Hz.</p>	X	X	1001907	233.00



Series SND - boiler unit for low temperature



The boilers are available with different output ranges:

- » 18.3 – 22.0 kW – SND 30_19
- » 22.8 – 27.5 kW – SND 30_24

Cost-effective heating appliance in low temperature technology (in future continues to be permitted according to EnEV2014 and EU Efficiency Directive!) above all in existing buildings, for which the use of condensing technology is not technically or economically sensible due to the existing heat distribution system.

The scope of supply consists of the sustainable cast iron boiler unit, outside temperature compensated 2-point control, panelling with insulation, STL flue gas, boiler connection fitting as well as outdoor, boiler and water sensor.

The optional A.) Siemens or B.) EBV control can be selected for the units.

A.)



B.)



The reliable oil burners used (blue-flame burner) round off the package.

The versions with low (horizontal) tank also include a storage tank charge pump set.

Careful workmanship ensures a long life. Feel good heat – Made in Germany!

Advantages at a glance

- » Sustainable high-performance cast iron boiler unit
- » Reliable oil burner (blue-flame burner)
- » Outside temperature compensated control (Siemens or EBV)
- » User-friendly installation and service
- » Compact dimensions



Technical data


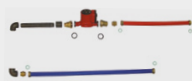
Model	SND 30_19	SND 30_24
Power in kW	19	24
Product ID number	-	
Oil burner***	HBU 21_20	HBU 21_26
Steinen oil nozzle	ST 80° 0.40gph	ST 80° 0.50gph
Boiler heat output range in kW, 80/60° C	17 - 20.5	21 - 25
Boiler heat input range in kW	18.3 - 22	22.8 - 27.5
Rated output efficiency 80/60°C in %	92.3	
NOx class	5	
Energy efficiency rating, space heating	B	
Flue gas connection	130	
Connection height of flue gas sockets with low (horizontal) tank / plinth / feet in mm	1090* / 84* / 540*	
Boiler height with horizontal tank/plinth/feet in mm	1435* / 1185* / 885*	
Boiler depth in mm with/without unit hood	770 / 455	
Boiler width in mm	600	
Boiler weight in kg	105	
Boiler water capacity in L	12.8	
Heating gas end resistance in mbar	0.05	0.11
Flow-return connection (internal thread)	5/4"	
max. operating pressure in bar	3	
Flue gas mass flow (max.) in g/s	9.84	11.55
Draught, flue gas side in Pa	7**	13**
Flue gas temperature at rated output in °C	158	176
Electrode connection (VAC / Hz)	1, N, PE / 230V, 50Hz	
Fuse	F6A	

Low (horizontal) tank	TS 150
Low tank capacity in L	150
Continuous output 80°C/45°C/10°C in l/h	598
Flow-return boiler connection (internal thread)	1"
Hot-cold water (external thread)	3/4"
Tank weight in kg	95
Tank height incl. feet in mm	575
Tank width in mm	600
Tank length in mm	1030
max. operating pressure in bar	10
ERP class	B

- * Middle of flue gas pipe
- ** recommended chimney flue pull in Pa
- *** EL heating oil to EN 51603

HANSA SND oil-fired low-temperature boiler with basic accessories

	+ Cast iron block + panelling + outside temperature compensated Albatros control* (incl. incl. Boiler temperature sensor, hot water storage tank temperature sensor, outdoor temperature sensor) + 1-stage blue-flame burner	
	HANSA SND oil-fired low-temperature boiler with basic accessories	
Power in kW	30_19	30_24
Order number 	1004033	1004034
Price	3,500.00	3,600.00

Accessories	Order No.	30_19	30_24
 Low (horizontal) tank 150 l ¹⁾	1003938	1,465.00	1,465.00
 Tank charge pump set with efficient pump	1003929	433.00	433.00







* Can be supplied on request with Theta control (EBV) instead of Albatros control (Siemens).

SND package oil-fired low-temperature boiler with storage tank




	+ Oil-fired low-temperature boiler + Blue-flame burner + Outdoor temperature sensor + Safety group + Low (horizontal) tank 150 litre + Tank charge pump set			
Packages	Storage tank	Energy efficiency class	Order No.	Price/€
SND 30_19 (18.3 - 22.0 kW)	150litre		1004035	5,200.00

	+ Oil-fired low-temperature boiler + Blue-flame burner + Outdoor temperature sensor + Safety group + Low (horizontal) tank 150 litre + Tank charge pump set			
Packages	Storage tank	Energy efficiency class	Order No.	Price/€
SND 30_24 (22.8 - 27.5 kW)	150litre		1004225	5,300.00

Accessories, Siemens RVS controller




	Model	Order No.	Price/€
	Albatros control, Set 1 Basic control set, outside temperature compensated 2-point control, incl. boiler temperature sensor, hot water storage tank temperature sensor, outdoor temperature sensor	1001520	687.48
	Albatros control, Set 3 for 2-stage burner Modulating burner, cascadable, solar controller (1 or 2 collector arrays) incl. boiler temperature sensor, hot water storage tank temperature sensor, outdoor temperature sensor	1001518	890.00
	Extension module For a further mixer circuit as addition to the Albatros control (Art. No. 1001520) ¹⁾ with connection cable and connector	1001534	285.50
	QAC 34/101 outdoor sensor	1001530	27.50
	Tank sensor (boiler sensor) TANTUM (SND/INTEGRA), 1.5m	1001529	24.90
	QAD 36/201 flow sensor	1001533	46.80

Accessories, EBV controller




	Model	Order No.	Price/€
	Theta 23B outside temperature compensated control with outdoor sensor, tank sensor, boiler sensor and wire harness (except flow sensor)	1001774	674.00
	VF 202 flow sensor For Theta controls. Each mixer circuit requires one flow sensor.	1001767	31.50
	Theta RS-L room remote control	1001752	270.98

1) Function extension for Set 1, RVS 13

Hydraulics accessories

	Model	Order No.	Price/€
	Safety group with pressure gauge (2.5 bar), safety valve, Quick de-aerator and an angle fitting. Including all seals/gaskets.	1001898	76.00
	Mixer circuit set DN 25 Integra/SND consisting of a Hansa HE55-25 high-efficiency pump, a mixer motor, two stopcocks, one return connection and two thermometers. Supplied with all seals, gaskets and rigid foam insulation.	1004039	650.00
	Heating circuit set DN 25 Integra/SND consisting of a Hansa Delta HE55-25 high-efficiency pump, two stopcocks, one return connection and two thermometers. Supplied with all seals, gaskets and rigid foam insulation.	1004041	450.00

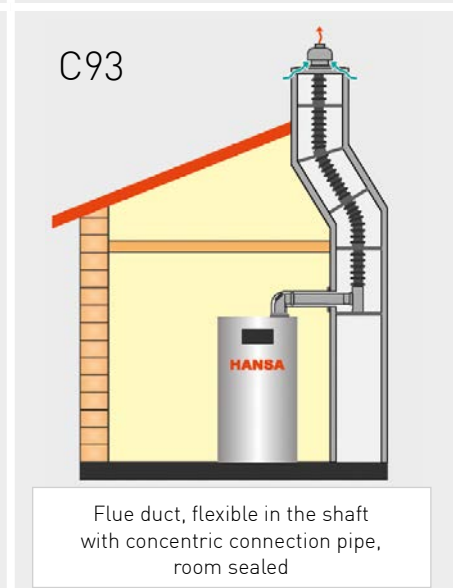
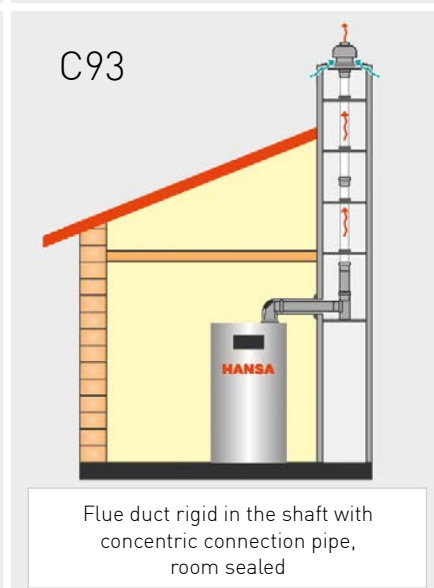
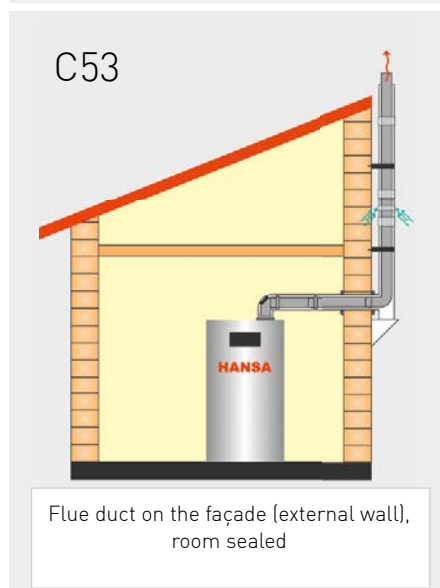
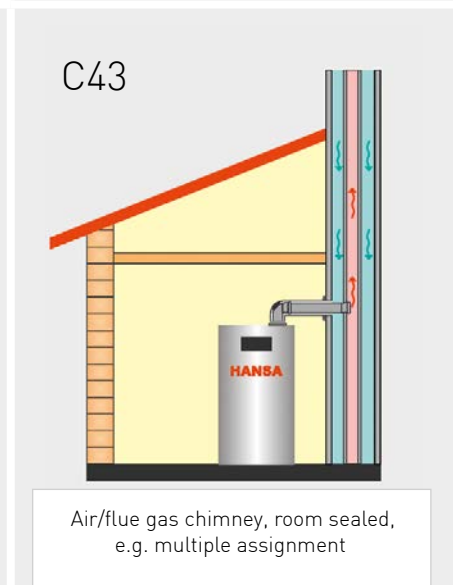
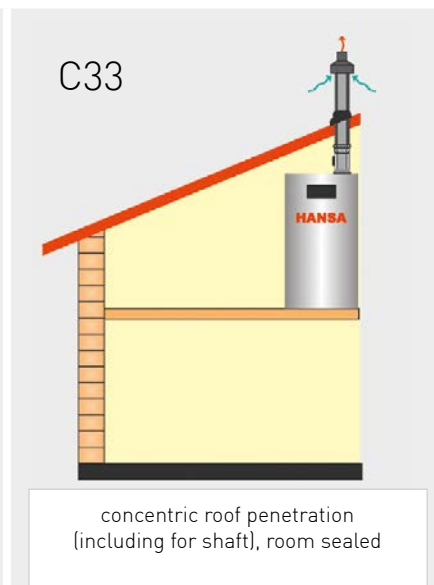
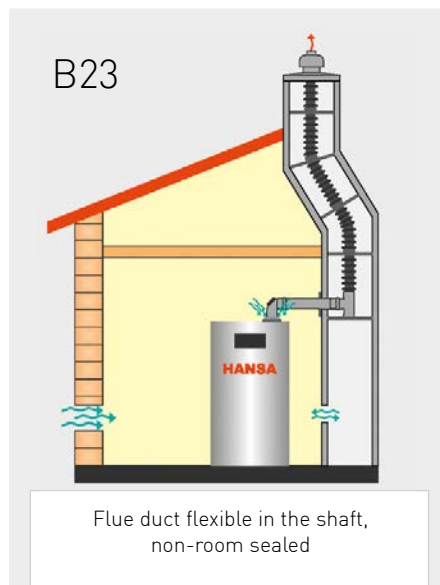
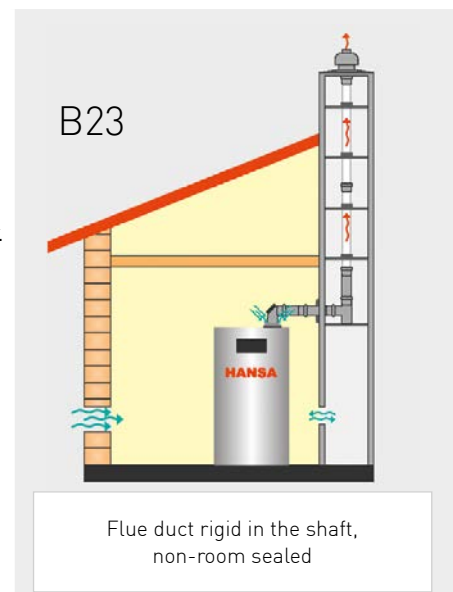
Accessories, various

	Model	Order No.	Price/€
	AVS 16.290/183 power adapter module The power adapter is used to supply the components used in the boiler. It has a mechanical STL (overheat cut-off device), is electrically fused and provides 4 switches and indicator lamps.	1001560	195.00
	AVS 37.294/183 boiler control unit The control unit is installed in the boiler and is connected to the basic unit by a wire. It displays the functions and settings of the basic unit, which can therefore be controlled ergonomically and easily.	1001528	206.00
	RVS 13.143/183 basic controller module The basic unit is the actual heating and heat pump controller with non-salient pole input and output terminals. It has no control elements. It is operated via remote additional devices, which communicate wire-bound or wirelessly.	1001527	366.50

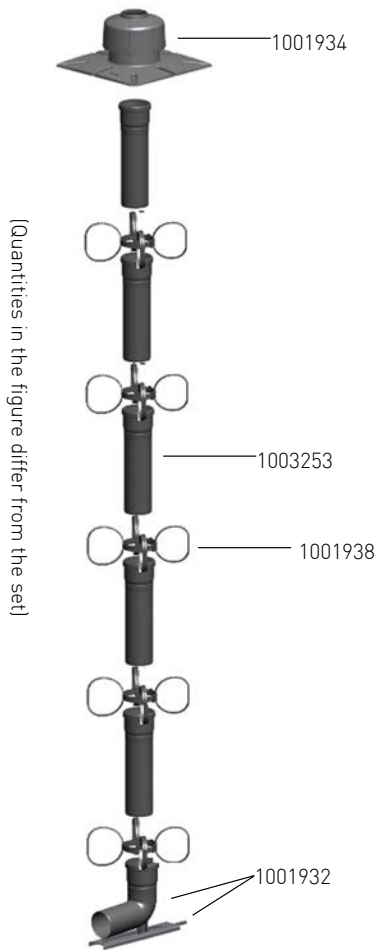
Flue gas systems - design variants

On the following pages you will find the different flue gas systems for our appliances. A different system is required depending on your needs.

We have listed the most common variants for you to make your work easier.



Flue gas kit DN60 rigid in the shaft



Flue gas kit consisting of:	Quantity in the kit	Order No.	Price/€
Outlet set, plastic	1 x set	1001934	41.20
Spacer set * (4 ea.)	1 x set	1001938	26.55
Shaft inlet with support	1 x each	1001932	28.40
Kit price without pipe elements		1001939	88.25
Pipe element 1,955 mm	6 x each	1001929	19.30
Kit price incl. pipe elements		1002086	207.00

* not available individually

top inspection on request



acc.to DIN 18160 §6.5.3 not required if:

- gaseous working material
- maximum offset 1 x 30°
- diameter smaller than DN150 mm
- maximum vertical height 15 m [support bend – outlet]
- Bottom inspection acc. to DIN 18160 §6.5.2

Article	Order No.	Price/€
Inspection pipe, straight	1001921	18.50

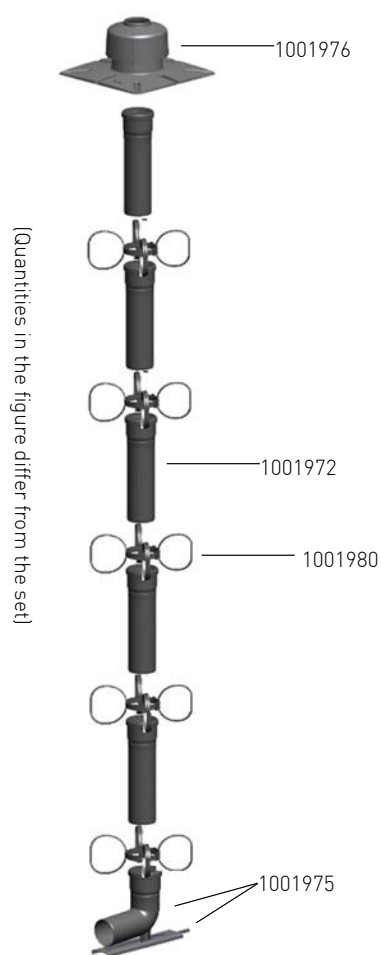
Accessories DN60

(available additional to the flue gas kit)

Article	Order No.	Price/€
Bend 30°	1001923	10.06
Bend 45°	1001924	10.06
Bend 87°	1001925	10.45

Article	Order No.	Price/€
Pipe element can be shortened, 500 mm	1001927	10.05
Pipe element can be shortened, 955 mm	1001928	13.35
Inspection bend 87°	1001920	19.24
Venting cover 280 x 350 mm	1001931	32.00

Flue gas kit DN80 rigid in the shaft



Flue gas kit consisting of:	Quantity in the kit	Order No.	Price/€
Outlet set, plastic	1 x set	1001976	65.80
Spacer set * (4 ea.)	1 x set	1001980	35.65
Shaft inlet with support	1 x each	1001975	48.10
Kit price without pipe elements		1001981	138.85
Pipe element 1,955 mm	6 x each	1001972	23.35
Kit price incl. pipe elements		1002067	256.00

* not available individually

top inspection on request



acc.to DIN 18160 §6.5.3 not required if:

- gaseous working material
- maximum offset 1 x 30°
- diameter smaller than DN150 mm
- maximum vertical height 15 m (support bend – outlet)
- Bottom inspection acc. to DIN 18160 §6.5.2

Article	Order No.	Price/€
Inspection pipe straight	1001964	23.80
Protection against return flow	1002099	60.00

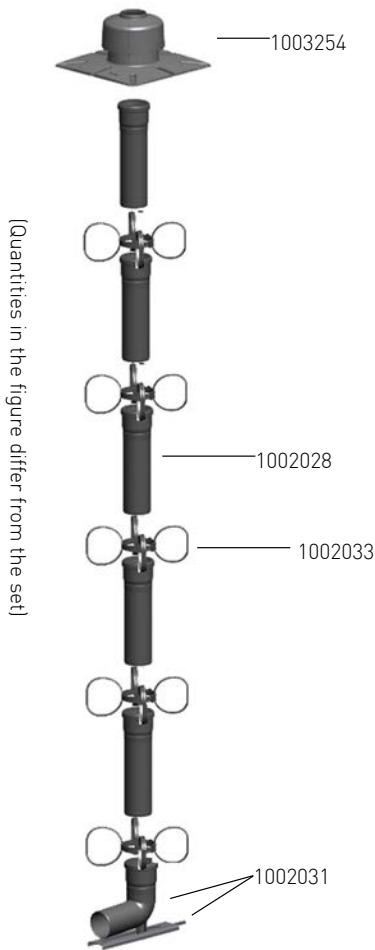
Accessories DN80

(available additional to the flue gas kit)

Article	Order No.	Price/€
Bend 30°	1001966	12.78
Bend 45°	1001967	10.98
Bend 87°	1001968	11.00

Article	Order No.	Price/€
Pipe element can be shortened, 500 mm	1001970	10.60
Pipe element can be shortened, 955 mm	1001971	13.54
Inspection bend 87°	1001963	25.60
Venting cover 280 x 350 mm	1001974	43.25

Flue gas kit DN100 rigid in the shaft



Flue gas kit consisting of:	Quantity in the kit	Order No.	Price/€
Outlet set, plastic *	1 x set	1003254	76.70
Spacer set ** (4 ea.)	1 x set	1002033	42.00
Shaft inlet with support	1 x each	1002031	67.00
Kit price without pipe elements		1002034	106.00
Pipe element 1,955 mm	6 x each	1002028	33.00
Kit price incl. pipe elements		1002072	315.00

top inspection on request



acc.to DIN 18160 §6.5.3 not required if:

- gaseous working material
- maximum offset 1 x 30°
- diameter smaller than DN150 mm
- maximum vertical height 15 m (support bend – outlet)
- Bottom inspection acc. to DIN 18160 §6.5.2

Article	Order No.	Price/€
Inspection pipe, straight	1002020	32.00

Accessories DN100

(available additional to the flue gas kit)

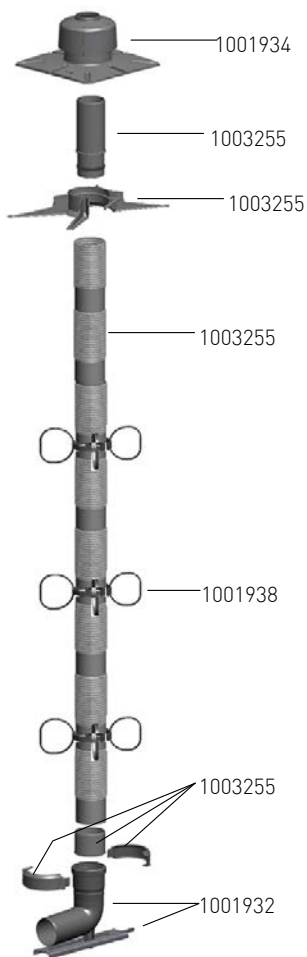
Article	Order No.	Price/€
Bend 30°	1002022	18.45
Bend 45°	1002023	18.45
Bend 87°	1002024	19.10

Article	Order No.	Price/€
Pipe element can be shortened, 500 mm	1002026	19.25
Pipe element can be shortened, 955 mm	1002027	24.90
Inspection bend 87°	1002019	35.65
Venting cover 280 x 350 mm	1002030	73.00

* also available as a flexible pipe set, price on request

** not available individually

Flue gas kit DN60 flexible in the shaft



Flue gas kit consisting of:	Quantity in the kit	Order No.	Price/€
Outlet set, plastic	1 x set	1001934	41.20
Spacer set * (4 ea.)	1 x set	1001938	26.55
Shaft inlet with support	1 x each	1001932	28.40
Kit price without flexible pipe set		1001939	88.25
Flexible pipe set 12.5 m (incl. installation set)	1 x set	1003255	231.90
Kit price incl. flexible pipe set		1002087	316.50

top inspection on request



acc.to DIN 18160 §6.5.3 not required if:


- gaseous working material
- maximum offset 1 x 30°
- diameter smaller than DN150 mm
- maximum vertical height 15 m (support bend – outlet)
- Bottom inspection acc. to DIN 18160 §6.5.2

Article	Order No.	Price/€
Inspection pipe, straight	1001922	58.25

Accessories DN60 flexible

(available additional to the flue gas kit)

Article	Order No.	Price/€
Flexible pipe set 10 m (incl. installation set)	1003256	182.50
Flexible pipe set 15 m (incl. installation set)	1003257	275.50
Coupling for flexible pipe	1001979	60.30



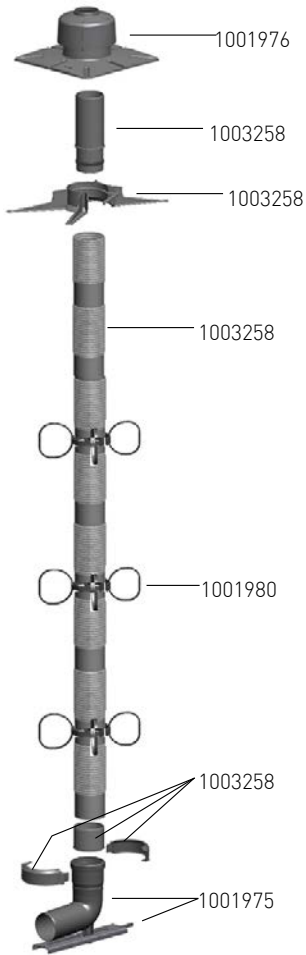
Article	Order No.	Price/€
Installation set * for flexible pipe	1001930	32.98
Outlet set** 330 x 330 mm, Stainless steel	1001935	126.75
Lubricant 150 g	1002012	7.32

* not available individually

** can also be used for rigid construction, as replacement for 1001934

Flue gas kit DN80 flexible in the shaft

On request, also available in DN100.



Flue gas kit consisting of:	Quantity in the kit	Order No.	Price/€
Outlet set, plastic	1 x set	1001976	65.80
Spacer set * (4 ea.)	1 x set	1001980	35.65
Shaft inlet with support	1 x each	1001975	48.10
Kit price without flexible pipe set		1001981	138.85
Flexible pipe set 12.5 m (incl. installation set)	1 x set	1003258	367.30
Kit price incl. flexible pipe set		1002076	360.75

top inspection
on request



acc.to DIN 18160 §6.5.3 not required if:


- gaseous working material
- maximum offset 1 x 30°
- diameter smaller than DN150 mm
- maximum vertical height 15 m
(support bend – outlet)
- Bottom inspection acc. to DIN 18160 §6.5.2

Article	Order No.	Price/€
Inspection pipe, straight	1001965	95.05

Accessories DN80 flexible

(available additional to the flue gas kit)

Article	Order No.	Price/€
Flexible pipe set 10 m (incl. installation set)	1001959	287.00
Flexible pipe set 15 m (incl. installation set)	1003006	439.20
Coupling for flexible pipe	1001979	60.30

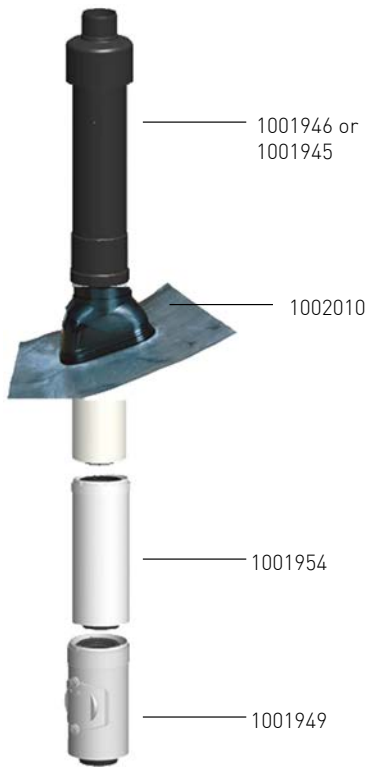


Article	Order No.	Price/€
Installation set * for flexible pipe	1001973	36.90
Outlet set** 330 x 330 mm, Stainless steel	1001977	168.50
Lubricant 150 g	1002012	7.32

* not available individually

** can also be used for rigid construction, as replacement for 1001934

Flue gas kit DN60/100 roof equipment room



"black" kit consisting of:	Quantity in the kit	Order No.	Price/€
Roof extension pipe, concentric	1 x each	1001946	123.30
Pitched roof tile 20 - 45°	1 x each	1002010	60.30
Pipe element, concentric, 500 mm	1 x each	1001954	36.82
Inspection pipe, concentric	1 x each	1001949	65.78
Lubricant 150 g	1 x each	1002012	7.32
Kit price		1002088	270.00

"red" kit consisting of:	Quantity in the kit	Order No.	Price/€
Roof extension pipe, concentric	1 x each	1001945	123.30
Pitched roof tile 20 - 45°	1 x each	1002010	60.30
Pipe element, concentric, 500 mm	1 x each	1001954	36.82
Inspection pipe, concentric	1 x each	1001949	65.78
Lubricant 150 g	1 x each	1002012	7.32
Kit price		1002089	270.00

Accessories

(available additional to the flue gas kit)

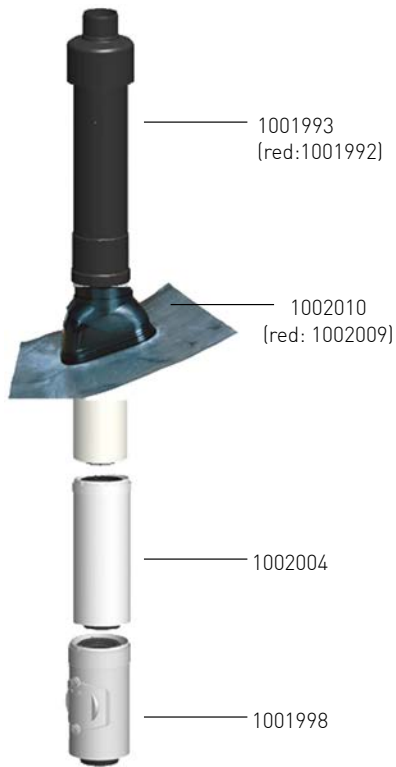
Article	Order No.	Price/€
Bend 30° concentric	1001950	37.60
Bend 45° concentric	1001951	37.60
Bend 87° concentric	1001952	50.12

Article	Order No.	Price/€
Reducing adapter D80/125-DN60/100 centric	1001958	50.15
Pipe element, concentric, 255 mm	1001953	27.15
Pipe element, concentric, 955 mm	1001955	46.00
Inspection bend 87° concentric	1001948	77.25



Article	Order No.	Price/€
External wall connection DN 60/100	1001947	88.50

Flue gas kit DN80/125 roof equipment room









"black" kit consisting of:	Quantity in the kit	Order No.	Price/€
Roof extension pipe, concentric	1 x each	1001993	140.65
Pitched roof tile 20 - 45°	1 x each	1002010	60.30
Pipe element, concentric, 500 mm	1 x each	1002004	48.68
Inspection pipe, concentric	1 x each	1001998	92.00
Lubricant 150 g	1 x each	1002012	7.32
Kit price		1002069	288.60


"red" kit consisting of:	Quantity in the kit	Order No.	Price/€
Roof extension pipe, concentric	1 x each	1001992	140.65
Pitched roof tile 20 - 45°	1 x each	1002009	60.30
Pipe element, concentric, 500 mm	1 x each	1002004	48.68
Inspection pipe, concentric	1 x each	1001998	92.00
Lubricant 150 g	1 x each	1002012	7.32
Kit price		1002070	288.60

Accessories

(available additional to the flue gas kit)

Article	Order No.	Price/€
 Bend 30° concentric	1002000	45.96
 Bend 45° concentric	1002001	47.00
 Bend 87° concentric	1002002	66.85

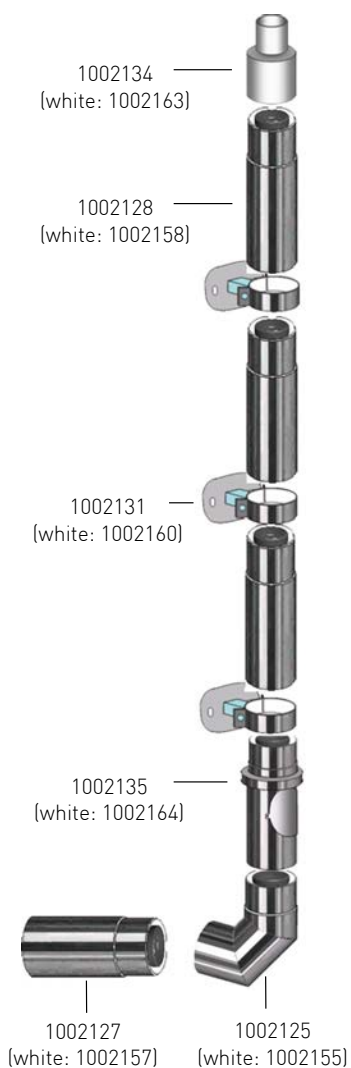
Article	Order No.	Price/€
 Pipe element, concentric, 255 mm	1002003	40.70
 Pipe element, concentric, 955 mm	1002005	77.00
 Inspection bend 87° concentric	1001997	104.50



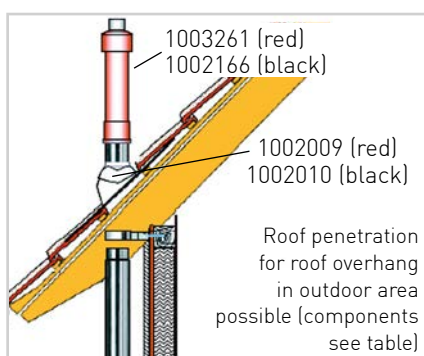
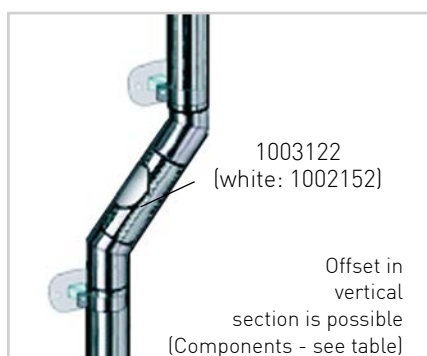
Article	Order No.	Price/€
External wall connection DN 80/125	1001996	80.00

Flue gas kit DN80/125 external wall

Type: "stainless steel" or "white"



Components	Order No. "Stainless steel"	Order No. "white"	Price/€	Order quantity
Roof extension, red	1002136	1003261	238.60	
Roof extension, black	1002137	1002166	238.60	
Pitched roof tile, 20 - 45°, red	1002009	1002009	60.30	
Pitched roof tile, 20 - 45°, black	1002010	1002010	60.30	
Flat roof collar, aluminium	1001994	1001994	37.45	
Outlet 145 mm effective length	1002134	1002163	62.90	
Wall clamp 50 mm	1002131	1002160	80.22	
Wall clamp 50 - 150 mm, can be shortened	1002132	1002161	97.03	
Wall clamp 50 - 360 mm, can be shortened	1002133	1003259	163.25	
Inspection pipe	1003122	1002152	116.82	
Bend 30°	1002123	1002153	83.40	
Bend 45°	1002124	1002154	83.40	
Pipe element 190 mm, can be shortened	1002126	1002156	67.60	
Pipe element 440 mm, can be shortened	1002127	1002157	76.65	
Pipe element 940 mm, can be shortened	1002128	1002158	95.40	
Inspection pipe with supply air intake	1002135	1002164	172.80	
External wall bend 87°	1002125	1002155	95.40	
Wall rose Ø 265 mm	1002129	1002159	45.70	
Lubricant 150 g	1002012	1002012	7.32	

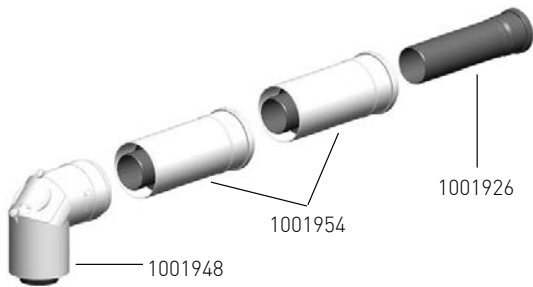


Use this page as
an order form!

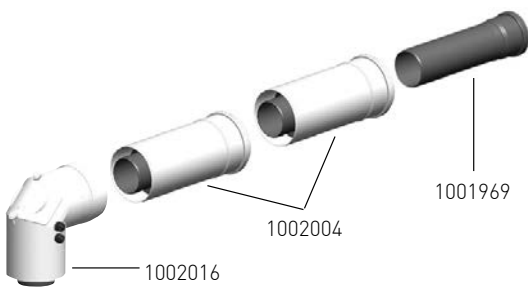
- Copy
- Fill out
- Fax to:
+49 (0)42 85 93 07 30



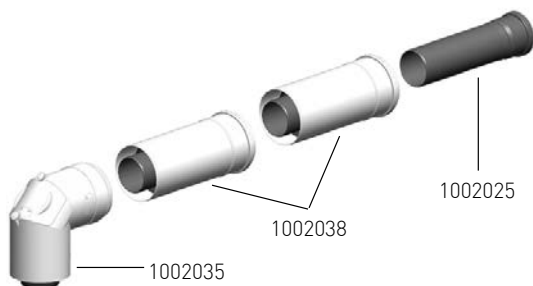
Flue gas kits, room sealed (RLU), horizontal connection pipe to the shaft



"Concentric" kit DN60/100 RLU consists of:	Quantity in the kit	Order No.	Price/€
Pipe element 255 mm, can be shortened	1 x each	1001926	9.22
Pipe element, conc., 500 mm, can be shortened.	2 x each	1001954	36.82
Inspection bend 87°, concentric	1 x each	1001948	77.25
Lubricant 150 g	1 x each	1002012	7.32
Kit price		1002090	133.00

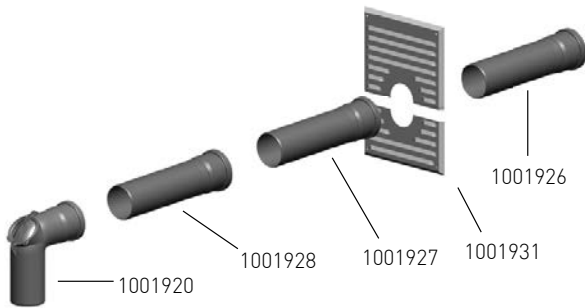


"Concentric" kit DN80/125 RLU consists of:	Quantity in the kit	Order No.	Price/€
Pipe element 255 mm, can be shortened	1 x each	1001969	9.22
Pipe element, conc, 500 mm, can be short.	2 x each	1002004	48.68
Inspection pipe, conc. 87° with meas. open.	1 x each	1002016	131.58
Lubricant 150 g	1 x each	1002012	7.32
Kit price		1002068	186.28

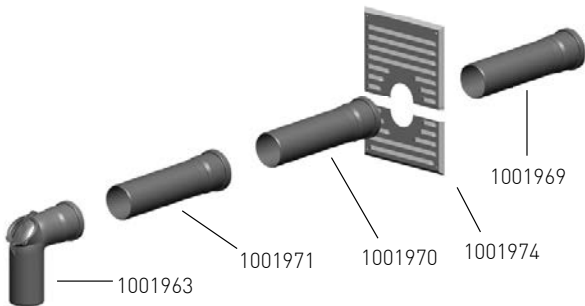


"Concentric" kit DN100/150 consists of:	Quantity in the kit	Order No.	Price/€
Pipe element 255 mm, can be shortened	1 x each	1002025	14.70
Pipe element, conc., 500 mm, can be shortened.	2 x each	1002038	100.50
Inspection bend 87°, concentric	1 x each	1002035	221.80
Lubricant 150 g	1 x each	1002012	7.32
Kit price		1002077	339.25

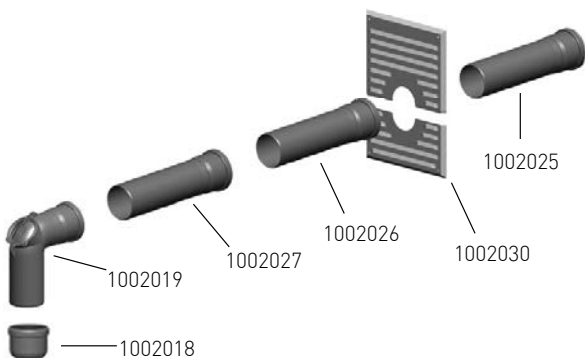
Flue gas kits, non-room sealed (RLA), horizontal connection pipe to the shaft



RLA kit DN60 consisting of:	Quantity in the kit	Order No.	Price/€
Pipe element 255 mm, can be shortened	1 x each	1001926	9.22
Wall cover 280 x 350 mm	1 x each	1001931	32.00
Pipe element 500 mm, can be shortened	1 x each	1001927	10.05
Pipe element 955 mm, can be shortened	1 x each	1001928	13.35
Inspection bend 87°	1 x each	1001920	19.24
Lubricant 150 g	1 x each	1002012	7.32
Kit price		1003260	84.50



Kit DN80 consisting of:	Quantity in the kit	Order No.	Price/€
Pipe element 255 mm, can be shortened	1 x each	1001969	9.22
Wall cover 280 x 350 mm	1 x each	1001974	43.25
Pipe element 500 mm, can be shortened	1 x each	1001970	10.60
Pipe element 955 mm, can be shortened	1 x each	1001971	13.54
Inspection bend 87°	1 x each	1001963	25.60
Lubricant 150 g	1 x each	1002012	7.32
Kit price		1002066	94.10



Kit DN100 consisting of:	Quantity in the kit	Order No.	Price/€
Pipe element 255 mm, can be shortened	1 x each	1002025	14.70
Wall cover 280 x 350 mm	1 x each	1002030	73.00
Pipe element 500 mm, can be shortened	1 x each	1002026	19.25
Pipe element 955 mm, can be shortened	1 x each	1002027	24.90
Inspection bend 87°	1 x each	1002019	35.65
Reducing adapter, centric 110/100	1 x each	1002018	36.53
Lubricant 150 g	1 x each	1002012	7.32
Kit price		1002071	125.25

Limit lengths, supply air flue gas systems for gas condensing appliances

Model	Power kW	Boiler connection, connection pipe ³⁾ concentric	Riser				
			Shaft ¹⁾				
			DN	single walled, flue gas			
				RLA ²⁾		RLU ²⁾	
rigid	flexible	rigid	flexible				
PEGA 15 - 35	2.8 - 35.7	DN80/125	60	18 m	14 m	16 m	12 m
			80	30 m	25 m	30 m	25 m
TANTUM 15, 25, 35	4 - 22.5	DN80/125	60	17 m	14 m	15 m	13 m
			80	30 m	30 m	30 m	27 m

Model	Power kW	Boiler connection, connection pipe ³⁾ concentric	Riser				
			Roof mounted central heating equipment		External wall installation		
			DN	concentric, supply air/ flue gas	DN	concentric, supply air/ flue gas	
						RLA ²⁾	RLU ²⁾
PEGA 15 - 35	2.8 - 35.7	DN80/125	60/100	9 m	80/125	12 m	18 m
			80/125	30 m			
TANTUM 15, 25, 35	4 - 22.5	DN80/125	60/100	8 m	80/125	30 m	30 m
			80/125	30 m			

1) Shaft size: 120 mm x 120 mm for DN60; 140 mm x 140 mm for DN80

2) RLA = non-room sealed; RLU = room sealed

3) Connection pipe 1m, 2x 87° bend

Basis of calculation: see PEGA and TANTUM technical data

Cascade kit and multiple assignment

Available from us on request!
Can be individually put together to meet your needs!

Limit lengths, supply air flue gas systems for INTEGRA oil and gas condensing boilers

Basis of calculation

INTEGRA 36: Mass flow: 14.9g/s; residual head: 22Pa; TAbgas: 60°C
 INTEGRA 60: Mass flow: 25.7g/s; residual head: 22Pa; TAbgas: 90°C

Non-room sealed operation

INTEGRA	Power kW	Connection pipe		Riser in the shaft		External wall DN/DN - height
		RLA	RLU	rigid	flexible	
		DN	DN/DN	DN height	DN height	
36_13	13.6 - 36.0	80	80/125	80 - 26m	80 - 21m	80/125 - 24m
36_19	14.3 - 22	80	80/125	80 - 26m	80 - 21m	80/125 - 24m
36_25	23.8 - 27.5	80	80/125	80 - 24m	80 - 19m	80/125 - 20m
36_33	28.6 - 33	80	80/125	100 - 26m	100 - 15m	100/150 26m
60_37	35.8 - 41.3	80	80/125	100 - 26m	100 - 20m	100/150 24m
60_44	40.5 - 46.8	100	80/125	100 - 30m	100 - 25m	100/150 22m
60_52	47.7 - 55.1	100	80/125	100 - 30m	100 - 25m	100/150 22m

RLA = non-room sealed

RLU = room sealed

DN = nominal diameter

General information:
















Connection pipe consists of 2 each 87° bends and extended length 2m and height difference 1m calculated for square shafts with minimum size to DIN18160 of 20mm (information not valid for round shafts and larger annular gap).

Support bends approved for vertical heights up to 30m. In case of larger heights, a fixing clamp on the support bend socket must be installed on site.

For external wall systems, air intake 1m maximum above bottom 87° bend.



Burner output overview

Oil burner	↑ 10 kW	 HVS 5.3 K Yellow-flame burner 12 - 43 kW (Page 58)	 HVS 5.3 Yellow-flame burner 13 - 42 kW (Page 58)	 HVS 5.3 Ö Yellow-flame burner 19 - 40 kW (Page 58)	 HBG 61 Yellow-flame burner 15 - 40 kW (Page 59)	
Oil burner	↑ 50 kW	 HVS 5.3 G2 Yellow-flame burner 40 - 60 kW (Page 58)	 HBG 62 Yellow-flame burner 40 - 100 kW (Page 59)	 HBG 62 Z Yellow-flame burner 40 - 100 kW (Page 59)	 HS 18.1 Z Yellow-flame burner 100 - 168 kW (Page 60)	 HS 18.2 Z Yellow-flame burner 120 - 240 kW (Page 60)
Oil burner	↑ 10 kW	 HB 21 Blue-flame burner 13 - 26 ¹⁾ kW (Page 57)	 HB 40.1 Blue-flame burner 24 - 32 kW (Page 57)	 HB 40.2 Blue-flame burner 31 - 40 kW (Page 57)	 HB 50 Blue-flame burner 42 - 56 ³⁾ kW (Page 57)	
Gas burner	↑ 10 kW	 HSP 1 E/F Gas burner 20 - 36 kW (Page 61)	 HSP 1 E/F Gas burner 30 - 70 kW (Page 61)			

Larger burner output on request.

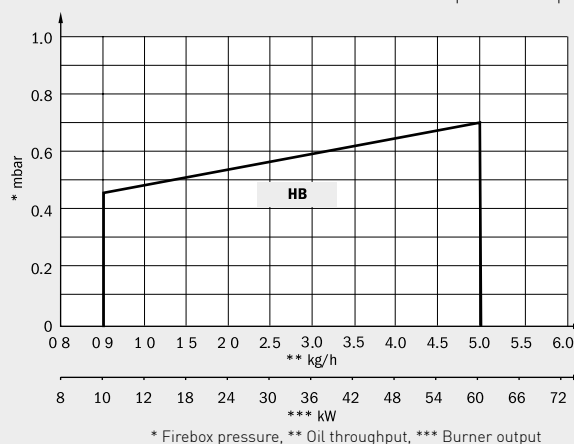
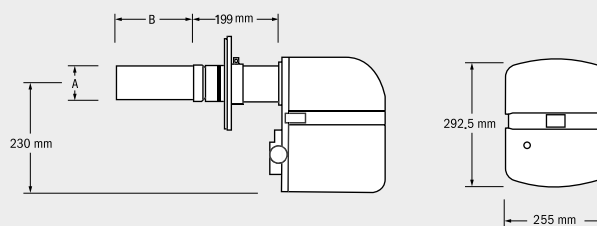
Series HB Oil burner



13 - 56 kW



Blue-flame burner 1-stage with oil preheater and recirculation mixer. Suitable for low-sulphur oil.



Series HB oil-fired forced draught burner

Series HB oil-fired forced draught burners are characterised by very quiet running and environmentally friendly combustion. They are tested and approved to EN 267, EMPA, suitable for burning EL heating oil to DIN 51603 with max. 6.0 cSt/293 K (50 °C).

With a built-in oil preheating system, uniform fuel temperature and optimum atomisation of the fuel is ensured. A LowNox precision mixer ensures low-contaminant combustion with blue flame and easy but exact setting of the oil-air mix ratio. An optimised, high-performance fan ensures reliable starting and stable combustion. The intake and discharge end air control enables precise air flow adjustment, including in the lower output range. Furthermore, the practical maintenance positions and variable installation depth by means of a standard sliding flange ensure easy handling.

The specially developed air intake sockets enable room sealed operation too, if necessary.

Model	HB 21	HB 40.1	HB 40.2	HB 50
Burner output range	13 - 26 ¹⁾ kW	24-32 kW	31-40 ²⁾ kW	42 - 56 ³⁾ kW
Oil nozzle (Steinen) fitted in the factory	ST 80° 0.40gph	ST 80° 0.50gph	ST 80° 0.60gph	ST 80° 1.00gph
Burner output set in the factory	21 kW	28 kW	32 kW	50 kW
Power consumption	approx. 185 W	approx. 185 W		approx. 360 W
Mains connection	230 V / 50 Hz	230 V / 50 Hz		230 V / 50 Hz
(A) Flame tube diameter	90 mm	90 mm	120 mm	120 mm
(B) Flame tube length	160 mm	160 mm	199 mm	190 mm
Weight	13.7 kg	13.7 kg		14.3 kg
Order number	1000040	1000042	1000041	1000044
Price/€	1,494.00	1,494.00	1,559.00	1,759.00

1) 13kW - 18kW with Steinen oil nozzle MST 80° 0.30gph / 23kW - 26kW with Steinen oil nozzle ST 80° 0.50gph

2) 35kW - 40kW with Steinen oil nozzle S 80° 0.75gph

3) 42kW - 47kW with Steinen oil nozzle S 80° 0.85gph

Options	Additional charge/€
Hot air type*	146.00
Additional charge for secondary venting**	125.00

* with LM 044 automatic burner control for operation on a hot air heater

** with LM 064 automatic burner control (30 s overrun time)

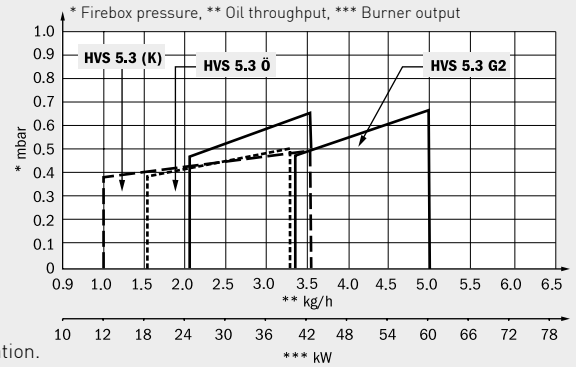
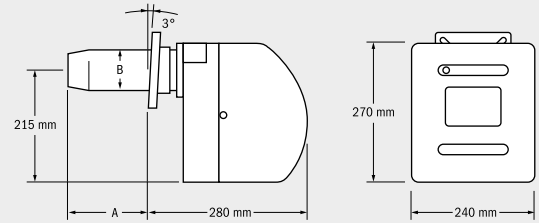
Series 5 Oil burner



12 - 60 kW



Yellow flame burner, 1-stage with oil preheater, solenoid valve, nozzle (HVS 5.3 K without nozzle), integrated function indicator lamps and sound insulation.



Series 5 oil-fired forced draught burner

Series 5 oil-fired forced draught burners are characterised by their very low running noise and their environmentally friendly combustion. They are tested and approved to EN 267 and the 1st BimSchV, are suitable for burning EL heating oil to DIN 51603 with max. 6.0 cSt/293 K (50 °C).

With a built-in oil preheating system, uniform fuel temperature and optimum atomisation of the fuel is ensured. The air closure damper prevents fast cooling of the combustion chamber when the appliance is at a standstill. An optimised, high-performance fan ensures reliable starting and stable combustion. The intake and discharge end air control ensures precise air rate adjustment, even in the lower output ranges, and the precision mixer ensures easy but exact setting of the oil-air mix ratio. Furthermore, the patented quick release system, practical maintenance positions and variable installation depth by means of a standard sliding flange ensure easy handling.

Model	HVS 5.3 K	HVS 5.3	HVS 5.3 G2	HVS 5.3 Ö
Flame tube	120 mm	172 mm	172 mm	174.5 mm
BimSchV	1st BimSchV	1st BimSchV	1st BimSchV	1st BimSchV
Burner output	12 - 43 kW	13 - 42 kW	40 - 60 kW	19 - 40 kW
Oil throughput	1.3 - 3.5 kg / h	1.3 - 3.5 kg / h	3.3 - 5.0 kg / h	1.5 - 3.3 kg / h
Power consumption	approx. 160 W	approx. 160 W	approx. 160 W	approx. 160 W
Mains connection	230 V / 50 Hz	230 V / 50 Hz	230 V / 50 Hz	230 V / 50 Hz
Weight	11.9 kg	12.0 kg	12.0 kg	11.9 kg
(A) Plug-in unit depth	60 - 80 mm	60 - 130 mm	60 - 80 mm	60 - 130 mm
(B) Flame tube diameter	80 mm	80 mm	90 mm	80 mm
Order number	1000005	1000029	1000031	1000030
Price/€	933.00	979.00	1,043.00	979.00


Options	Additional charge/€
Hot air type*	146.00

* with LM 044 automatic burner control for operation on a hot air heater

Series HBG Oil burner



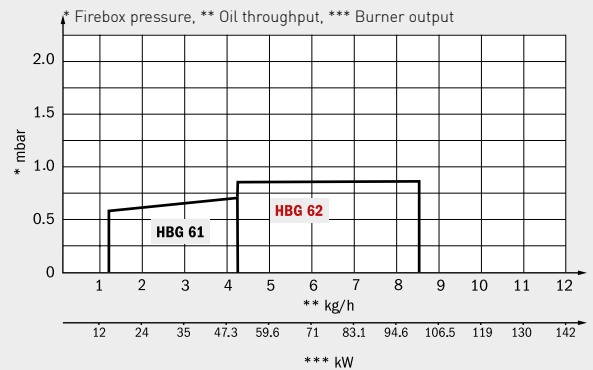
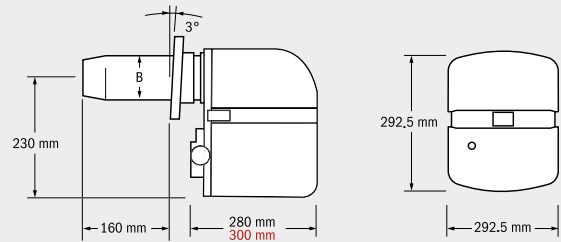
15-100 kW

 Yellow flame burner with oil preheater, solenoid valve, DropStop, nozzle and sound insulation.

Series HBG oil-fired forced draught burner

The Series HBG oil-fired forced draught burners are characterised by very quiet running and environmentally friendly combustion. They are tested and approved to EN 267 and the 1st BImSchV, are suitable for burning EL heating oil to DIN 51603 with max. 6.0 cSt/293 K (50 °C).

With a built-in oil preheating system, uniform fuel temperature and optimum atomisation of the fuel is ensured. The two-stage technology enables variable operation. The air closure damper prevents fast cooling of the combustion chamber when the appliance is at a standstill. An optimised, high-performance fan ensures reliable starting and stable combustion. The intake and discharge end air control ensures precise air rate adjustment, even in the lower output ranges, and the precision mixer ensures easy but exact setting of the oil-air mix ratio.



Model	HBG 61	HBG 62	HBG 62 Z
Burner output	15 - 40 kW	40 - 100 kW	40 - 100 kW
Oil throughput	3.5 - 6.0 kg / h	3.5 - 9.2 kg / h	3.5 - 9.2 kg / h
Power consumption	approx. 240 W	approx. 250 W	approx. 250 W
Mains connection	230 V / 50 Hz	230 V / 50 Hz	230 V / 50 Hz
Weight	13.2 kg	13.7 kg	14.0 kg
(B) Flame tube diameter	80 mm	90 mm	90 mm
Order number	1000047	1000046	1000061
Price/€	1,049.00	1,334.00	1,838.00

Options	Additional charge/€
Hot air type*	146.00

* with LM 044 automatic burner control for operation on a hot air heater

Series 18

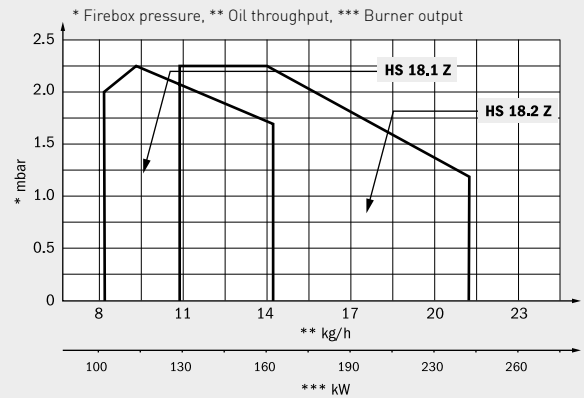
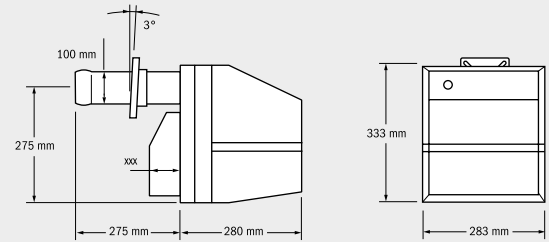
Oil burner



100 - 240 kW



Yellow flame burner, 2-stage.



Series HS 18 oil-fired forced draught burner

Series HS 18 oil-fired forced draught burners are characterised by very quiet running and environmentally friendly combustion. They are tested and approved to EN 267, suitable for burning EL heating oil to DIN 51603 with max. 6.0 cSt/293 K (20 °C).

The two-stage technology enables variable operation. An optimised, high-performance fan ensures reliable starting and stable combustion. The discharge end air control ensures precise air rate adjustment, even in the lower output ranges, and the precision mixer ensures easy but exact setting of the oil-air mix ratio.

Furthermore, the practical maintenance positions and variable installation depth by means of a standard sliding flange ensure easy handling.

Model	HS 18.1 Z	HS 18.2 Z
Conical flame tube	X	
Cup head (124 mm)		X
Burner output	100 - 168 kW	120 - 240 kW
Oil throughput	8.4 - 13.5 kg / h	8.4 - 20.1 kg / h
Power consumption	approx. 180 W	approx. 180 W
Mains connection	230 V / 50 Hz	230 V / 50 Hz
Weight	15.9 kg	15.9 kg
Order number	1000021	1000020
Price/€	1,586.00	1,712.00

Options	Additional charge/€
Hot air type*	146.00

* with LM 044 automatic burner control for operation on a hot air heater

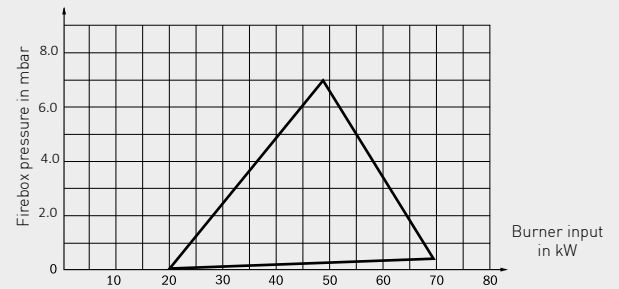
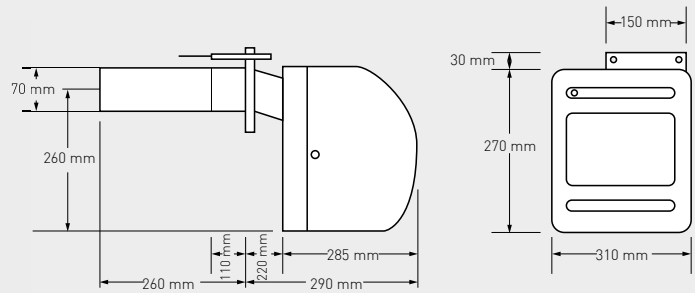
Series HSP
Gas burner



20 - 70 kW



Natural gas burner with gas connection 1/2" - 20 mbar.



HSP gas forced draught burner

The Series HSP is the further development of the HANSA pre-mix gas burner with full gas-air modulation.

They are tested to EN 676 and have emissions below emission class 3, and are suitable for burning natural gas (H/L 20/50 mbar) and propane gas.

The pre-mix gas burner is continuously adjustable from 20-70 kW and is easy to install. Thanks to the efficient speed control, the HSP burner has low power consumption and is therefore extremely attractive for end customers.

All HSP gas burners are characterised by their resistance to gas pressure fluctuations and very quiet running.

Operation is also possible at low gas input pressures.

The function control and fault diagnostics can be read out digitally and therefore simplify handling. Highly stable pressure, good start behaviour and low-noise operation round of the advantages.

Model	HSP 1 E	HSP 1 E	HSP 1 F	HSP 1 F
Natural gas	X	X	---	---
Liquid gas	---	---	X	X
Gas connection	1/2"	1/2"	1/2"	1/2"
Burner output	20 - 36 kW	30 - 70 kW	20 - 36 kW	30 - 70 kW
Power consumption	180 W	180 W	180 W	180 W
Mains connection	230 V / 50 Hz	230 V / 50 Hz	230 V / 50 Hz	230 V / 50 Hz
Weight	7.5 kg	7.5 kg	7.5 kg	7.5 kg
Order number	1003924	1000089	1004043	1003143
Price/€	1,922.00	1,922.00	1,922.00	1,922.00

Solar packages without storage unit

Solar systems



These solar packages have convincingly high-quality flat collectors of the type HANSA serpentine 2.1. They provide an efficiency increase of up to 10 % compared to conventional black-chromium absorbers. The packages are supplied without storage tank.








Package contents

- » HANSA serpentine 2.1 flat collectors
- » Roof top installation set
- » Dimensions in mm (L: 1,954 / W: 1,054 / D: 80)
- » Absorber area per collector 1.9 m²
- » Gross collector area per collector 2.06 m²
- » 2 corrugated pipes Ø 85 cm to the collector connection
- » Solar station
- » Digital temperature difference controller incl. 2 PT sensor 1,000
- » Solar expansion vessel
- » Solar liquid

For further details about current grant programmes (in Germany) visit: www.BAFA.de and at www.Kfw.de

Model	2/000	3/000	4/000	5/000	6/000
Number of collectors	2	3	4	5	6
Gross collector area	4.12 m ²	6.18 m ²	8.24 m ²	10.3 m ²	12.36 m ²
Absorber area	3.8 m ²	5.7 m ²	7.6 m ²	9.5m ²	11.4 m ²
Piping	Serpentine 2 x connection	Serpentine 2 x connection	Serpentine 2 x connection	Serpentine 2 x connection	Serpentine 2 x connection
Connections	12 mm	12 mm	12 mm	12 mm	12 mm
max. operating pressure	10 bar	10 bar	10 bar	10 bar	10 bar
Solar expansion vessel	25 l	25 l	25 l	25 l	25 l
Solar liquid	20 kg	20 kg	30 kg	40 kg	40 kg
Absorber material	Copper	Copper	Copper	Copper	Copper
Weight per collector	approx. 35 kg	approx. 35 kg	approx. 35 kg	approx. 35 kg	approx. 35 kg
Order number	1003303	1003304	1001000	1000997	1003305
Price/€	3,300.00	3,815.00	4,580.00	5,360.00	5,975.00

Accessories

	Order No.	Price/€
 <p>H-UV changeover valve 3-way changeover valve for switching 2-storage tank systems or solar stratification. ¾", 230 V.</p>	1002690	122.00
 <p>Solar station in thermal box Two-line pump group DN25 for collector area from 4 to approx.40 m². Consisting of flow limiter, safety valve 6 bar, pressure gauge 10 bar, 2 thermometers, 2 shut-off valves, 2 non-return valves, 2 connections for filling and purging, block insulation, wall bracket, fixing screws and compression ring screws. With MAG connection set and de-aerator cylinder. 2-point solar controller incl. storage tank sensor and collector sensor.</p>	1001063	930.00
 <p>Solar liquid H-PE 10 For flat collectors. Corrosion and frost protection in the solar circuit with high thermal transmittance. Non-toxic. Biologically degradable to DIN 4757. Canister 10 kg.</p>	1001014	82.95
 <p>H-AG expansion vessel Membrane expansion vessel filled with nitrogen. Prepressure set to 2.5 bar. Connection G ¾". Operating temperature -10 to +110 °C. With EC type certificate.</p>		
H-AG expansion vessel 18 l	1001012	102.00
H-AG expansion vessel 25 l	1000998	111.00
H-AG expansion vessel 40 l	1001013	155.50
 <p>Solar Duo flexible pipe, DN 16 Stainless steel corrugated pipes in HT insulation. Flow and return insulator in 2 parallel chambers. Temperature resistant up to 150 °C. UV resistant. For laying outdoors without additional protection measures. Incl. ¾" ÜM. Can be shortened on site.</p>		
Solar-Duo flexible pipe, DN 16 roll, 10 m	1001002	419.00
Solar-Duo flexible pipe, DN 16 roll, 15 m	1001003	640.00
Solar-Duo flexible pipe, DN 16 roll, 20 m	1001004	839.00
 <p>Solar Duo flexible pipe, DN 20 (as above, however DN 20)</p>		
Solar-Duo flexible pipe, DN 20 roll, 10 m	1001005	493.00
Solar-Duo flexible pipe, DN 20 roll, 15 m	1001006	732.00
 <p>Collector flow sensor PT1000/6</p>	1001758	34.82
SPF sensor for storage tank, length 3m	1000994	33.10

* Further types of installation such as flat roof, façade or in-roof installation on request. Prices are given as additional charge per collector.

Adapted solar controller available on request

Types



HABS 140-500

Service water storage tank, enamelled with 1 heat exchanger, high-quality insulation 50, 70 or 100 mm, directly foamed, 2 x magnesium anodes already installed, operating pressure 10 bar (6 bar/HABS 140) WE 16



HABSS 200 – 500

Service water storage tank, enamelled with 2 heat exchangers, high-quality insulation 70 or 100 mm, directly foamed, 2 x magnesium anodes already installed, operating pressure 10 bar WE 16



HAPS 300 - 1,000

Buffer storage tank made of steel S235 without heat exchanger, operating pressure 3 bar, max. operating temperature 95°

Types	Contents	Diameter w/o insulation	Diameter with insulation	Tilted size	Weight	Height
HABS 140	130 litre	-	518 mm	1,390 mm	65 kg	1,290 mm
HABS 200	197 litre	-	660 mm	1,312 mm	84 kg	1.110 mm
HABS 300	265 litre	-	660 mm	1,725 mm	122 kg	1,590 mm
HABS 400	381 litre	-	800 mm	1,810 mm	147 kg	1,770 mm
HABS 500	446 litre	-	800 mm	2,020 mm	195 kg	1,970 mm
HABSS200	197 litre	-	660 mm	1,338 mm	98 kg	1,140 mm
HABSS300	287 litre	-	660 mm	1,725 mm	133 kg	1,590 mm
HABSS400	371 litre	-	800 mm	1,810 mm	162 kg	1,770 mm
HABSS500	437 litre	-	800 mm	2,020 mm	215 kg	1,970 mm
HAPS 300	279 litre	550 mm	750 mm	1,385 mm	55 kg	1,350 mm
HAPS 500	480 litre	650 mm	850 mm	1,665 mm	74 kg	1,630 mm
HAPS 825	718 litre	790 mm	990 mm	1,740 mm	92 kg	1,690 mm
HAPS 1,000	887 litre	790 mm	990 mm	2,085 mm	106 kg	2,040 mm
HAPSR 500	461 litre	650 mm	850 mm	1,665 mm	113 kg	1,630 mm
HAPSR 600	545 litre	700 mm	900 mm	1,690 mm	125 kg	1,650 mm
HAPSR 825	694 litre	790 mm	990 mm	1,740 mm	138 kg	1,690 mm
HAPSR 1,000	861 litre	790 mm	990 mm	2,085 mm	157 kg	2,040 mm
HAEHS 550	509 litre	700 mm	900 mm*	1690 mm	152 kg	1630 mm
HAEHS 750	663 litre	790 mm	990 mm*	1740 mm	190 kg	1690 mm
HAEHS 900	829 litre	790 mm	990 mm*	2085 mm	221 kg	2040 mm
HAEHSS 550	501 litre	700 mm	900 mm*	1690 mm	187 kg	1630 mm
HAEHSS 750	650 litre	790 mm	990 mm*	1740 mm	225 kg	1690 mm
HAEHSS 900	812 litre	790 mm	990 mm*	2085 mm	261 kg	2040 mm


* with Neodul® insulation (diameter + 60 mm)



HAPSR 500 - 1,000
Buffer storage tank made of steel S235 with 1 heat exchanger, operating pressure 3 bar, max. operating temperature 95°



HAEHS 550 - 900
Hygiene stratified combination storage tank made of steel S235JR, with 1 heat exchanger


















HAEHSS 550 - 900
Hygiene stratified combination storage tank made of steel S235JR, with 2 heat exchangers















HE area top / bottom	HE area (water)	Output factor in NL Coil at top / bottom	Energy efficiency rating	Order No.	Price/€
1.0 m ²	-	2.0	B	1001119	1120.00
1.4 m ²	-	3.0	B	1001120	1195.00
1.4 m ²	-	4.0	B	1001121	1564.00
1.8 m ²	-	7.0	B	1001122	2178.00
2.0 m ²	-	9.0	B	1003121	2472.00
0.7 m ² / 1.0 m ²	-	1.0 / 3.0	B	1003293	1558.00
1.1 m ² / 1.4 m ²	-	2.0 / 4.0	B	1001118	1683.00
1.1 m ² / 1.8 m ²	-	3.0 / 6.0	B	1003142	2250.00
1.1 m ² / 2.0 m ²	-	3.0 / 9.0	B	1003294	2560.00
-	-	-	C	1001099	1208.00
-	-	-	C	1001101	1356.00
-	-	-	C	1001102	1598.00
-	-	-	C	1003295	1640.00
2.3 m ²	-	-	C	1001105	1835.00
1.8 m ²	-	-	C	1001106	1900.00
2.8 m ²	-	-	C	1003296	2036.00
3.1 m ²	-	-	C	1001104	2168.00
1.8 m ²	7.7 m ²	-	C (B)*	1003297	3395.00
2.4 m ²	7.7 m ²	-	C (B)*	1004373	3750.00
2.8 m ²	7.7 m ²	-	C (B)*	1003299	3655.00
1.2 / 1.8 m ²	7.7 m ²	-	C (B)*	1003300	3653.00
1.8 / 2.4 m ²	7.7 m ²	-	C (B)*	1003301	3828.00
2.4 / 2.8 m ²	7.7 m ²	-	C (B)*	1004371	4100.00

* with Neodul® insulation (diameter + 60 mm)














Spare parts PEGA 18/25/40

	Model	PEGA 25_18 Combination	PEGA 25_18 Heating	PEGA 25 Combination	PEGA 25 Heating	PEGA 40 Combination	PEGA 40 Heating	Order No.	Price/€
	Fan RG 128	X	X	X	X	X	X	1000345	347.00
	Pump head for energy efficiency pump	X	X	X	X	X	X	1000456	370.65
	Gas valve	X	X	X	X	X	X	1000355	151.20
	Control pcb BIC 585	X	X	X	X	X	X	1000357	500.00
	Cable set	X	X	X	X	X	X	1000360	253.00
	Ignition cable	X	X	X	X	X	X	1000122	8.10
	Display	X	X	X	X	X	X	1000358	143.00
	Safety valve	X	X	X	X	X	X	1000419	43.50
	Ignition transformer	X	X	X	X	X	X	1000121	24.00
	Tapped quantity and outlet temperature sensor	X	X	X	X	X	X	1000427	147.00
	Pressure sensor, return temperature	X	X	X	X	X	X	1000430	106.00
	Ionisation electrode	X	X	X	X	X	X	1000448	38.00
	Ignition electrode	X	X	X	X	X	X	1000342	29.40
	Adapter plate 172 mm	X	X	X	X	X	X	1000422	41.75
	O-ring sealing set for Hydroblock	X	X	X	X	X	X	1000420	21.80



















Spare parts PEGA 18/25/40

	Model	PEGA 25_18 Combi- nation	PEGA 25_18 Heating	PEGA 25 Combi- nation	PEGA 25 Heating	PEGA 40 Combi- nation	PEGA 40 Heating	Order No.	Price/€
	Flame head / burner PW 11	X	X	X	X	X	X	1000379	60.20
	B-0354b burner seal	X	X	X	X	X	X	1000390	5.80
	Mixing pipe seal, top, graphite	X	X	X	X	X	X	1000458	15.95
	O-ring 63 x 3 NBR for fan	X	X	X	X	X	X	1000398	1.00
	Round cord, transparent silicone 300x4	X	X	X	X	X	X	1000382	5.05
	Closed insulation 17mm	X	X	X	X	X	X	1000385	38.00
	O-ring 21 x 2mm	X	X	X	X	X	X	1000348	1.85
	Seal for ionisation & ignition electrode	X	X	X	X	X	X	1000388	9.50
	Aero-Tech HM Venturi	X	X	X	X	X	X	1000346	106.80
	Sealing ring D 80 heat exchanger	X	X	X	X	X	X	1002340	3.83
	Fast de-aerator 3/8"	X	X	X	X	X	X	1000376	15.00
	Ionisation cable for ionisation electrode 750 lg	X	X	X	X	X	X	1000500	37.50
	O-ring D17 x 4 EPDM	X	X	X	X	X	X	1000429	3.95
	Flow pipe	X	X	X	X	X	X	1000344	55.00


















Spare parts PEGA 18/25/40

Model	PEGA 25_18 Combination	PEGA 25_18 Heating	PEGA 25 Combination	PEGA 25 Heating	PEGA 40 Combination	PEGA 40 Heating	Order No.	Price/€
 Outdoor temperature sensor	X	X	X	X	X	X	1001802	22.50
 Stepper motor	X	X	X	X	X	X	1000431	59.90
 Flow temperature sensor	X	X	X	X	X	X	1000350	31.90
 Flue gas temperature sensor	X	X	X	X	X	X	1000354	32.00
 De-aerator	X	X	X	X	X	X	1000352	46.80
 Additional cable with relay for external 3-way valve, 24 V connection	X	X	X	X	X	X	1000397	72.25
 KWT insulation board	X	X	X	X	X	X	1004369	68.80
 Plate heat exchanger	X	—	X	—	X	—	1000414	144.90
 Burner plate insulation	X	X	X	X	X	X	1000375	29.50
 Overflow valve 3/4"	X	X	X	X	X	X	1002681	75.60
 Water flow limiter 15 litre / min	—	—	—	—	X	—	1000417	6.62
 PEGA maintenance set consisting of round cord, ignition electrode, ionisation electrode, seal for ignition electrode and flat gasket	X	X	X	X	X	X	1000332	58.00
 Temperature sensor	X	X	X	X	X	X	1000387	20.00















TANTUM 25 spare parts

	Model	TANTUM 25 Combination	TANTUM 25 Heating	Order No.	Price/€
	Fan PX 18	X	X	1002652	152.25
	Pump head for energy efficiency pump	X	X	1000456	370.65
	Gas valve	X	X	1003431	131.25
	Nexsys TANTUM control pcb up to 06/2021	X	X	1003124	162.75
	NeXsys 2020 control pcb	X	X	1004328	170.00
	TANTUM cable set	X	X	1002656	173.25
	Safety valve	X	X	1000419	43.50
	Tapped quantity and outlet temperature sensor	X	X	1000427	147.00
	Pressure sensor, return temperature	X	X	1000430	106.00
	Ionisation electrode (curved)	X	X	1003265	20.98
	Ignition electrode	X	X	1003264	19.95
	Outdoor temperature sensor	X	X	1003396	19.30
	Stepper motor	X	X	1000431	59.90
	Flow temperature sensor	X	X	1003131	6.80
	Flue gas temperature sensor	X	X	1003078	23.10
	De-aerator	X	X	1000352	46.80
	O-ring 17-3 EPDM	X	X	1003182	0.57
	TANTUM / PEGA rocker	X	X	1003531	4.18













TANTUM 25 spare parts

	Model	TANTUM 25 Combination	TANTUM 25 Heating	Order No.	Price/€
	Hinge with friction TANTUM / PEGA / INTEGRA Unit hood	X	X	1003532	23.50
	O-ring D17 x 4 EPDM	X	X	1000429	3.95
	Sealing cord, burner door	X	X	1004094	21.11
	Plate heat exchanger (other: plate heat exchanger)	X	X	1000414	144.90
	Pressure gauge + copper capillary	X	X	1000353	65.75
	Siphon 230 mm / water seal height 150 mm seal for siphon	X X	X X	1003475 1003476	16.59 8.40
	Air intake silencer on Venturi valve incl. glued in sound insulation	X X	X X	1003082 1003137	19.85 2.89
	Mini Venturi 25 kW	X	X	1003125	26.15
	Gas injector: 4.23 mm, natural gas H gas injector: 4.50 mm, natural gas L/LL gas injector: 3.39 mm, liquid gas P O-ring for gas injector	X X X X	X X X X	1003551 1003821 1003553 1003576	19.43 19.43 19.43 1.03
	TANTUM condensate hose	X	X	1003763	8.40
	TANTUM maintenance set consisting of ignition electrode, ionisation electrode, seal for ignition electrode and flat gasket	X	X	1003611	52.40
	Expansion vessel 10 litre 3/8" connection	X	X	1002657	79.80
	Flow limiter 10 litre / min. incl. clip	X	X	1000485	6.25
	Additional cable with relay for external 3-way valve, 24 V connection	X	X	1000397	72.25
	Filling and purging valve including size 22 support sleeves.	X	X	1002679	54.80
	Magnetite filter 3/4"	X	X	1002677	215.00
	Diagnostics cable + software CD (only for instructed specialist firms)	X	X	1001290	298.00



















CONDENS spare parts

Model	Condens 30_18 Combination	Condens 30_18 Heating	Condens 30 Combination	Condens 30 Heating	Order No.	Price/€
 Fan NG 40 m	X	X	X	X	1002518	142.00
 Pump head for energy efficient pump	X	X	X	X	1000456	370.65
 Gas valve	X	X	X	X	1000355	151.20
 Control pcb BIC 585	X	X	X	X	1000357	500.00
 Cable set	X	X	X	X	1000372	205.80
 Ignition cable	X	X	X	X	1000122	8.10
 Display	X	X	X	X	1000358	143.00
 Safety valve	X	X	X	X	1000419	43.50
 Ignition transformer	X	X	X	X	1000121	24.00
 Tapped quantity and outlet temperature sensor	X	X	X	X	1000427	147.00
 Pressure sensor for return temperature	X	X	X	X	1000430	106.00
 Ionisation electrode	X	X	X	X	1000370	38.10
 Ignition electrode	X	X	X	X	1000369	30.30
 Condens maintenance set consisting of ignition electrode, ionisation electrode, seal for ignition electrode and flat gasket	X	X	X	X	1000333	79.50















CONDENS spare parts

Model	Condens 30_18 Combi-nation	Condens 30_18 Heating	Condens 30_18 Combi-nation	Condens 30 Heating	Order No.	Price/€
 Temperature sensor R27 105 C° M5x6	X	X	X	X	1000395	29.03
 Outdoor temperature sensor	X	X	X	X	1001802	22.50
 Stepper motor	X	X	X	X	1000431	59.90
 Flow temperature sensor	X	X	X	X	1000350	31.90
 Flue gas temperature sensor	X	X	X	X	1000371	17.20
 De-aerator	X	X	X	X	1000352	46.80
 Additional cable with relay for external 3-way valve 24 V connection	X	X	X	X	1000397	72.25
 Filling and purging valve Including size 22 support sleeves.	X	X	X	X	1002679	54.80
 Plate heat exchanger	X	X	X	X	1000414	144.90
 Magnetite filter 3/4"	X	X	X	X	1002677	215.00
 Overflow valve 3/4"	X	X	X	X	1002681	75.60
 Water flow limiter 12 litre / min	X	X	X	X	1000416	6.25















Controller spare parts / accessories

	Model	Integra Mini (Condensing)	Integra 36 (Condensing)	Integra 60 (Condensing)	(low temp.) SND	(Condensing) SND	Order No.	Price/€
	Hansa Delta HE 35-25 high-efficiency pump with digital display, ceramic shaft and integrated night setback, durable and quiet. Filling and purging valve	X	X	X	X	X	1002421	257.80
	QAC 34 / 101 outdoor sensor	X	X	X	X	X	1001530	27.50
	QAZ 36.522/109 boiler sensor	X	X	X	X	X	1001529	24.90
	QAZ 36.526/109 water sensor	X	X	X	X	X	1001531	29.30
	Flue gas heat exchanger AWT EcoX 4.2 for 5 - 25 kW, DN80 incl. siphon. Flue gas heat exchanger made of stainless steel. Matched to all components of the Hansa condensing units.	X	—	—	—	X	1002329	1,127.00
	Flue gas heat exchanger AWT EcoX 40 for 10 - 40 kW, DN80 incl. siphon. (See above for description)	X	X	—	—	X	1002326	1,233.00
	Flue gas heat exchanger AWT EcoX 4.7 for 40 - 70 kW, DN110 without overflow valve, incl. siphon. (See above for description)	—	—	X	—	—	1002327	1,545.00
	Sealing ring D 80 heat exchanger	X	X	X	X	X	1002340	3.83
	Sealing ring for D130 heat exchanger	X	X	X	X	X	1002339	6.52
	Clip for connection fittings (spare part for all flue gas heat exchanger models)	X	X	X	—	X	1000347	5.57
	O-ring seal 21 x 2 mm (spare part for all flue gas heat exchanger models)	X	X	X	—	X	1000348	1.85
	Clip DN 307 with lever (spare part for all flue gas heat exchanger models)	X	X	X	—	X	1000378	27.41
	Condensate resistant round cord ring D300	X	X	X	—	X	1002539	54.80
	Clip S139-146 W2 20 (spare part for all flue gas heat exchanger models)	X	X	X	—	X	1000394	32.90
	Insulation closed (back) (spare part for all flue gas heat exchanger models)	X	X	X	—	X	1000401	76.20
	Siphon - set with hose 150 mm (spare part for all flue gas heat exchanger models)	X	X	X	—	X	1002181	29.40
	Angle fitting G 3/4" GW= angle T-piece	X	X	X	X	X	1004302	16.80
	Safety immersion thermostat ATB	X	X	X	X	X	1003511	54.78
	Hose clamp D 80	X	X	X	X	X	1002593	19.90

HKS spare parts

Model	HKT 21, HKS21 [-2015]	HKS 21, [2016 2020]	HKS 21, [2021 -]	KS... KT...	Order No.	Price/€
 Safety valve 3bar 1/2"	X	X	X	—	1000135	22.00
Safety valve 3.5 bar	—	—	—	X	1000297	36.75
 Pressure gauge	X	X	X	—	1000136	16.50
 Cable, heating, service water sensor	X	X	X	—	1000140	46.00
 Ionisation electrode	X	X	—	—	1000141	16.00
Ionisation electrode incl. holder	—	—	—	X	1000290	35.43
 Ignition electrode (also ionisation (HKS ... from 2021))	X	X	X	—	1000142	17.50
Ignition electrode incl. bracket	—	—	—	X	1000293	35.43
 Gas valve 3/4" # VK4105G1138B	X	—	—	—	1000143	167.00
Sigma 845 gas combination valve	—	—	—	X	1000295	253.17
Gas valve 845 113 230V - 0845070 HKS	—	X	X	—	1003344	150.00
 230 ES30-98 fan	X	—	—	—	1000144	175.00
Fan 25W	—	—	—	X	1000284	232.92
 Water set group set	X	X	X	—	1000146	46.00
Hot water tapping turbine complete assembly	—	—	—	X	1000192	163.39
 Heat exchanger K24	X	X	X	—	1000152	418.00
 HKS water pressure switch	X	X	X	—	1000153	24.00
Water pressure sensor KT/KS	—	—	—	X	1000204	114.52
 Service water sensor 1/8"	X	X	X	—	1000157	17.50
Hot water sensor NTC 3/8"	—	—	—	X	1000199	31.85
 Flow sensor for pipe 17/18mm	X	X	X	—	1000158	34.00
NTC flow sensor	—	—	—	X	1000223	30.91
 Outdoor sensor for water heaters	X	X	X	X	1000159	57.00
 HKS/HKT printed board (automatic gas burner control) up to 2015	X	—	—	—	1000160	368.00

HKS spare parts

Model	HKT 21, HKS21 [-2015]	HKS 21, [2016 2020]	HKS 21, [2021 -]	KS... KT...	Order No.	Price/€
Control pcb (automatic gas burner control)	—	—	—	X	1000252	436.55
HKS main pcb (2016 - 2020)	—	X	—	—	1003343	362.00
 Safety thermostat 95°	X	X	X	—	1000164	16.00
Safety temperature limiter 130°C	—	—	—	X	1000241	18.01
Safety temperature limiter 98°C - 70°C	—	—	—	X	1000246	16.54
 Flue gas thermostat 75°	X	—	—	—	1000164	16.00
 Ignition transformer 230VAC50-60HZ	X	—	—	—	1000166	48.50
 Expansion vessel 8 L D 522	X	X	X	—	1000167	120.00
Expansion vessel 7 L	—	—	—	X	1000197	170.20
 Three-way circulating valve SET M.PL EX	X	X	X		1000169	127.50
3-way valve with fill valve	—	—	—	X	1000190	320.60
 Pressure switch, air (pressure cell)	X	—	—	—	1000317	91.00
Air pressure monitor, water heaters	—	—	—	X	1000285	98.73
 Flow sensor, HKS hot water	X	X	X	—	1003349	21.00
Flow sensor, hot water	—	—	—	X	1000238	51.45
Flow, hot water turbine	—	—	—	X	1000283	29.40
 Seal made of ceramic fibre NoX, right/left side	X	X	X	X	1003639	16.00
 Seal made of ceramic fibre NoX, rear	X	X	X	—	1003640	17.00
 Seal made of ceramic fibre, front	X	X	X	X	1003641	17.00
 Front panel of the combustion chamber	X	X	X	X	1003709	21.00
 Circulation pump, YONOS PARA KSL 15/7 PWM	X	X	X	—	1003907	640.00
KS/KT circulation pump	—	—	—	X	1000299	216.38
 Cable, safety thermostat	X	X	X	X	1004346	15.00
 Cable, air pressure switch	X	X	X	—	1004347	16.50
Plate heat exchanger 24 kW	—	—	—	X	1000195	194.78
O-ring seal for plate heat exchanger	—	—	—	X	1000249	5.87

HB oil burner spare parts

Series HB spare parts	HB 21	HB 40.1	HB 40.2	HB 50	HB 70	Price/€
Air sleeve	1000916	1000916	1000839	-	-	107.00
Air sleeve	-	-	-	1000906	1000907	228.00
Turbolator centring	1000842	1000842	1000842	-	-	30.50
Alloy flame tube	1000929	1000929	-	-	-	202.00
Alloy flame tube	-	-	1000935	-	-	279.50
Alloy flame tube	-	-	-	1000933	-	298.95
Alloy flame tube	-	-	-	-	1000910	264.60
Flame tube neck	1000928	1000928	-	-	-	144.00
Flame tube neck	-	-	1000920	-	-	146.50
Flame tube neck	-	-	-	1000904	1000904	261.45
Oil preheater	1001247	1001247	1001247	-	-	153.50
Oil preheater	-	-	-	1001358	1001358	93.00
EBI ignition transformer	1001261	1001261	1001261	1001261	1001261	47.98
Ignition cable for EBI	1001259	1001259	1001259	1001259	1001259	6.72
Double ignition electrode	1001650	1001650	1001650	1001651	1001650	23.85
LMO 14 oil automatic burner control	1001607	1001607	1001607	1001607	1001607	87.52
LMO 24 oil automatic burner control	1001577	1001577	1001577	1001577	1001577	137.80
LMO 44 WLE oil automatic burner control	1001576	1001576	1001576	1001576	1001576	202.00
LMO 64 WLE oil automatic burner control	1001575	1001575	1001575	1001575	1001575	201.50
LOA / LMO appliance plinth	1001596	1001596	1001596	1001596	1001596	19.20
QRC flame monitor	1001604	1001604	1001604	1001604	1001604	168.65
Ignition cable	1002180	1002180	1002180	1002180	1002180	9.38
Motor 230 V / 50 Hz, 110 W	1001178	1001178	1001178	-	-	200.00
Motor 230 V / 50 Hz, 180 W	-	-	-	1001186	1001186	294.00
Coupling	1001170	1001170	1001170	1001170	1001170	3.25
Oil pump	1001231	1001231	1001231	1001231	1001231	104.00
Danfoss magnetic coil	1003700	1003700	1003700	1003700	1003700	67.40
Oil pipe with nipple	1002551	1002551	1002551	1002551	1002551	15.12
Air inlet nozzle	1001698	1001698	1001698	-	-	28.60
Air inlet nozzle	-	-	-	1001711	1001711	37.50
Seal for air sleeve	1001728	1001728	1001728	-	-	18.57
Seal for air sleeve	-	-	-	1001729	1001729	22.45
Fan wheel	1001144	1001144	1001144	1001145	1001145	56.80
Burner flange	1000829	1000829	1000829	-	-	35.50
Burner flange	-	-	-	1000878	1000878	53.35
Flange gasket with ceramic fibre seal	1001733	1001733	1001733	-	-	36.00
Flange gasket	-	-	-	1001722	1001722	14.00
Oil hose – 1,000 mm, R 3/8", 90°	1001163	1001163	1001163	1001163	1001163	13.22
Suntec magnetic coil	1003911	1003911	1003911	1003911	1003911	87.05

HVS 5 oil burner spare parts

Series 5 spare parts	HVS 5.3 K	HVS 5.3	HVS 5.3 G1	HVS 5.3. G2	HVS 5.3 Ö	Price/€
Air sensor plate	1000814	1000814	-	-	-	20.50
Air sensor plate	-	-	1000880	-	-	44.32
Air sensor plate	-	-	-	1000874	-	47.25
Air sensor plate	-	-	-	-	1000847	69.82
Flame tube	1000810	-	-	-	-	39.45
Flame tube	-	1000813	-	-	-	45.62
Flame tube	-	-	1000879	1000879	-	66.82
Flame tube	-	-	-	-	1000897	53.55
Oil preheater	1001249	-	-	-	-	158.25
Oil preheater with Drop Stop	-	1001247	1001247	1001247	1001247	153.50
Oil preheater	-	1001248	1001248	1001248	1001248	128.15
EBI 4 ignition transformer	1001261	1001261	1001261	1001261	1001261	47.98
Ignition cable for ignition transformer	1001259	1001259	1001259	1001259	1001259	6.72
Double ignition electrode	1001648	1001648	1001648	1001648	1001648	10.67
LMO 14 oil automatic burner control	1001607	1001607	1001607	1001607	1001607	87.52
LMO 24 oil automatic burner control	1001577	1001577	1001577	1001577	1001577	137.80
LMO 44 WLE oil automatic burner control	-	1001576	1001576	1001576	1001576	202.00
LOA / LMO appliance plinth	1001596	1001596	1001596	1001596	1001596	19.20
QRB 1 flame monitor	1001569	1001569	1001569	1001569	1001569	33.00
QRB 4 flame monitor	1004285	1004285	1004285	1004285	1004285	60.79
Ignition cable with connector for electrode	1002176	1002176	1002176	1002176	1002176	10.34
Motor 230 V / 50 Hz, 90 W	1001177	1001177	1001177	1001177	1001177	265.00
Capacitor + cap	1001191	1001191	1001191	1001191	1001191	16.28
Coupling without disc	1001170	1001170	1001170	1001170	1001170	3.25
Danfoss oil pump	1001231	1001231	1001231	1001231	1001231	104.00
Magnetic coil for BFP, NC, 071N1006	1003700	1003700	1003700	1003700	1003700	67.40
Oil pipe with nipple	1002551	1002551	1002551	1002551	1002551	15.12
Air closure damper	1001123	1001123	1001123	1001123	1001123	7.35
Pressure adjustment slide valve	1001124	1001124	1001124	1001124	1001124	11.15
Fan wheel	1001137	1001137	1001137	1001137	1001137	59.50
Burner flange	-	-	1000829	1000829	-	35.50
Burner flange	1000817	1000817	-	-	1000817	34.30
Flange gasket	-	-	1001721	-	-	14.00
Flange gasket	1001719	1001719	-	-	1001719	15.58
Flange gasket	-	-	-	1001733	-	36.00
Oil hose - 1,000 mm, R 3/8"	1001163	1001163	1001163	1001163	1001163	13.22
Hex Allen key	1001423	1001423	1001423	1001423	1001423	3.67
Euro connection 7-pin, boiler end	1001695	1001695	1001695	1001695	1001695	12.86
Euro connection 7-pin, burner end	1001696	1001696	1001696	1001696	1001696	12.86
Hood, anthracite	1001129	1001129	1001129	1001129	1001129	69.75
Sound insulation	1000554	1000554	1000554	1000554	1000554	26.82
MV coil	1003911	1003911	1003911	1003911	1003911	87.05

HBG oil burner spare parts

Series HBG spare parts	HBG 61	HBG 62	HBG 62 Z	Price/€
Air sensor plate	1000814	-	-	20.50
Air sensor plate	-	1000894	1000894	65.62
Flame tube	1000827	-	-	46.00
Flame tube	-	1000905	1000905	88.00
Oil preheater	1001247	-	-	153.50
Oil preheater	-	1001356	1001356	160.00
Double ignition electrode	1001648	1001648	1001648	10.67
LMO 14 oil automatic burner control	1001607	1001607	-	87.52
LMO 24 oil automatic burner control	1001577	1001577	1001577	137.80
LMO 44 WLE oil automatic burner control	1001576	1001576	1001576	202.00
LOA/LMO appliance plinth	1001596	1001596	1001596	19.20
QRB flame monitor	1001569	1001569	1001569	33.00
EBI 4 ignition transformer	1001261	1001261	1001261	47.98
Ignition cable for EBI 4 ignition transformer	1001259	1001259	1001259	6.72
Ignition cable	1002176	1002176	1002176	10.34
Motor 230 V / 50 Hz, 90 W	1001183	-	-	191.80
Motor - 230 V / 50 Hz, 110 W + cable	-	1001178	-	200.00
Motor 180 W incl. cable	-	-	1001186	294.00
Capacitor + cap	1001191	1001191	1001191	16.28
Coupling without disc	1001170	1001170	1001170	3.25
Danfoss oil pump without cable	1001231	1001231	-	104.00
Oil pump	-	-	1001207	271.00
Oil pipe with nipple	1002551	1002551	1002551	15.12
Air closure damper	1001699	-	-	14.60
Air closure damper	-	1001712	-	14.60
Air closure damper, metal	-	-	1002566	18.06
Air inlet nozzle	1001698	-	-	28.60
Air inlet nozzle	-	1001711	1001711	37.50
Fan wheel	1001144	-	-	56.80
Fan wheel	-	1001145	1001145	56.80
Burner flange	1000817	-	-	34.30
Burner flange	-	1000829	1000829	35.50
Flange gasket	1001719	-	-	15.58
Flange gasket	-	1001733	1001733	36.00
Oil hose - 1,000 mm, R 3/8", 90°	1001163	1001163	-	13.22
Oil hose - 1,000 mm, R 3/8", 90°	-	-	1001152	13.54
Hex Allen key	1001423	1001423	1001423	3.67
Euro connection 7-pin, boiler end	1001695	1001695	1001695	12.86
Euro connection 7-pin, burner end	1001696	1001696	1001696	12.86
Euro connection 4-pin, boiler end	-	1001675	1001675	13.67
Euro connection 4-pin, burner end	-	1001676	1001676	16.50
Servo motor	-	1001355	1001355	354.00
Hood, black	1001700	1001700	1001700	30.35

HS 18 oil burner spare parts

Series 18 spare parts	HS 18.1 Z	HS 18.2 Z	Price/€
Air sensor plate	1000875	-	58.00
Air sensor plate	-	1000876	59.00
Flame tube	1000877	-	60.00
Flame tube	-	1000881	78.50
Cup head	-	1000882	152.00
Nozzle fitting – complete	1002876	1002876	36.80
EBI 4 ignition transformer	1001261	1001261	47.98
Ignition cable for EBI 4 ignition transformer	1001259	1001259	6.72
Double ignition electrode	1001648	1001648	10.67
LMO 24 oil automatic burner control	1001577	1001577	137.80
LMO 44 WLE oil automatic burner control	1001576	1001576	202.00
LOA/LMO appliance plinth	1001596	1001596	19.20
QRB flame monitor	1001569	1001569	33.00
Ignition cable	1002171	1002171	10.34
Motor – 230 V / 50 Hz, 180 W	1001172	1001172	317.00
Capacitor + cap	1001191	1001191	16.28
Coupling	1001170	1001170	3.25
Suntec oil pump	1001207 (2MV)	1001207 (2MV)	271.00
Oil pipe with nipple	1002551	1002551	15.12
Air closure damper	1000884	1000884	20.16
Fan wheel	1001142	1001142	58.40
Burner flange	1000878	1000878	53.35
Flange gasket	1001722	1001722	14.00
Oil hose – 1,000 mm, R 3/8" , 90°	1001152	1001152	13.54
Hex Allen key	1001423	1001423	3.67
Euro connection 7-pin, boiler end	1001695	1001695	12.86
Euro connection 7-pin, burner end	1001696	1001696	12.86
Euro connection 4-pin, boiler end	1001675	1001675	13.67
Euro connection 4-pin, burner end	1001676	1001676	16.50
Servo motor	-	1001355	354.00
Hood, black	1000964	1000964	33.30

HS 20/30 oil burner spare parts

Series HS 20/30 spare parts	HS 20 Z	HS 30 Z	Price/€
Air sensor plate	1000900	1000900	54.80
Flame tube	1000832	1000832	200.50
Cup head	1000831	1000831	176.95
Ignition transformer	1001261	1001261	47.98
Ignition cable	1001259	1001259	6.72
Double ignition electrode	1001647	-	14.55
Double ignition electrode	-	1001639	14.95
LOA 24 oil automatic burner control	1001568	1001568	123.80
LMO 14 oil automatic burner control	1001607	1001607	87.52
LMO 24 oil automatic burner control	1001577	1001577	137.80
LMO 44 WLE oil automatic burner control	1001576	1001576	202.00
LOA/LMO appliance plinth	1001596	1001596	19.20
QRB flame monitor	1001569	1001569	33.00
Ignition cable	1002171	1002171	10.34
Motor - 230 V / 50 Hz, 180 W	1001179	-	271.50
Motor - 230 V / 50 Hz, 250 W	-	1001185	283.40
Capacitor	1001191	1001191	16.28
Coupling	1001169	1001169	3.50
Suntec oil pump	1001216	1001216	407.40
Oil pipe with nipple	1002551	1002551	15.12
Air closure damper	1001131	1001131	10.92
Pressure adjustment slide valve	1001132	1001132	20.95
Fan wheel	1001146	-	49.50
Fan wheel	-	1001143	29.95
Burner flange	1001690	1001690	68.00
Flange gasket	1001723	1001723	19.00
Oil hose - 1,000 mm, R 3/8" , 90°	1001152	1001152	13.54
Hex Allen key	1001423	1001423	3.67
Euro connection 7-pin, boiler end	1001695	1001695	12.86
Euro connection 7-pin, burner end	1001696	1001696	12.86
Euro connection 4-pin, boiler end	1001675	1001675	13.67
Euro connection 4-pin, burner end	1001676	1001676	16.50
Servo motor	1001563	-	432.20
Servo motor	-	1001355	354.00
Hood, red	1001136	1001136	119.95

HPM1 gas premix burner spare parts

Series HPM 1 spare parts	HPM 1.25 E	HPM 1.1 E	HSP 1E/F	Price/€
Gas valve – VK 4115	1001309	1001309	X	212.85
Venturi mixer system	1001312	1001312	X	66.80
Motor	1002547	1002547	X	283.20
Burner housing	1002550	1002550	X	49.40
Double flange	1000969	1000969	X	63.00
Flame head 262 mm	1002548	1002548	X	169.60
Flame head 312.2 mm	1002727	1002727	X	230.00
Seal for fan	1002732	1002732	X	7.60
Outer flange gasket	1002734	1002734	X	5.36
Seal for flame tube	1002736	1002736	X	7.58
Seal, ignition electrode	1002740	1002740	X	4.86
Inner flange gasket	1002744	1002744	X	17.68
Seal for Venturi O-ring	1001316	1001316	X	3.50
O-ring seal, flange/gas valve	1001317	1001317	X	2.10
Ignition and ionisation electrode	1003722	1003722	X	39.69
Gas automatic burner control	1001308	1001308	X	301.80
Pressure switch	1001307	1001307	X	70.20
HPM 1-stage wire harness	1000094	1000094	X	77.65
Euro connection 7-pin, boiler end	1001695	1001695	X	12.86
Flange Rp ½" Angle 90°	1001305	1001305	X	18.50
Hood	1001129	1001129	X	69.75

HSP gas burner spare parts

Series HSP spare parts	HSP 1E/F	Price/€
Gas valve – VK 4115	1001309	212.85
Venturi mixer system (for HSP 1 E/F 30-70 kW)	1001310	60.85
Venturi mixer system (for HSP 1 E/F 20-36 kW)	1001312	66.80
Motor	1002525	545.00
Burner housing	1002747	55.45
Double flange	1000969	63.00
Flame head	1002548	169.60
Seal for fan	1002732	7.60
Outer flange gasket	1002734	5.36
Seal for flame tube	1002736	7.58
Seal, ignition electrode	1002740	4.86
Inner flange gasket	1002744	17.68
Seal for Venturi O-ring	1001286	9.20
O-ring seal, flange/gas valve	1001317	2.10
Ignition and ionisation electrode	1003722	39.69
Gas automatic burner control	1003494	290.80
Pressure switch	1001307	70.20
HSP 1-stage wire harness	1003449	159.00
Euro connection 7-pin, boiler end	1001695	12.86
Flange Rp ½" Angle 90°	1001305	18.50
Hood	1002564	55.00
Gas injector ring 5.25 (liquid gas)	1001304	3.60
Service software and connection pipe	1001290	298.00

HSGi 22 gas burner spare parts

Series HSG`i 22 spare parts	HSGi 22 E	HSGi 22 EZ	Price/€
Air sensor plate	1000925	1000925	36.20
Flame tube	1000832	1000832	200.50
Cup head	1000831	1000832	176.95
Ignition transformer	1001262	1001262	58.70
Ignition cable for EBI transformer	1001258	1001258	5.50
Ignition electrode	1001643	1001643	11.30
Ionisation electrode	1001641	1001641	28.50
Ionisation cable	1001646	1001646	10.40
Ignition cable with connector	1002170	1002170	8.30
Gas automatic burner control	1001573	1001573	282.00
Appliance plinths	1001596	1001596	19.20
Motor - 230 V / 50 Hz, 180 W	1001179	1001179	271.50
Capacitor	1001191	1001191	16.28
Differential pressure monitor	1001624	1001624	89.00
Attachment flange	1001630	1001630	16.00
Air closure damper	1001131	1001131	10.92
Pressure adjustment slide valve	1001132	1001132	20.95
Fan wheel	1001146	1001146	49.50
Hose connection	1001635	1001635	15.10
Compressed air hose	1001634	1001634	6.90
MultiBloc - Dungs	1001629	-	Enquiry
MultiBloc - Dungs	-	1001625	Enquiry
MultiBloc - Honeywell VR 432 PB	-	1001297	Enquiry
Burner flange	1001690	1001690	68.00
Flange gasket	1001723	1001723	19.00
Hex screwdriver - 4 mm	1001423	1001423	3.67
Euro connection 7-pin, boiler end	1001695	1001695	12.86
Euro connection 7-pin, burner end	1001696	1001696	12.86
Euro connection 4-pin, boiler end	-	1001675	13.67
Euro connection 4-pin, burner end	-	1001676	16.50
Gas monitor connector - MultiBloc	1001619	1001619	22.70
Solenoid valve connector - MultiBloc	1001620	1001620	22.70
MultiBloc flange - R 1"	1001617	1001617	108.30
MultiBloc flange - R 1 1/4"	1001618	1001618	56.80
Servo motor	-	1001561	635.80
Hood, red	1001135	1001135	119.95

You can also visit our website
www.hansa-heiztechnik.de

Apart from information about us and our company, we also offer all you need to know about our product range and our new products and innovations.

Drop by and see for yourself!



General Terms and Conditions of Business

1. General All business transactions are based on the following Terms and Conditions of Sale, Delivery and Payment. They take precedence over any other conditions sent by the purchaser.

Deviating agreements are only valid if they are recorded in writing. Calculation of the goods at our prices applicable on delivery days. If the prices increase between the order confirmation and delivery due to cost increases, our respective prices on delivery days apply, which are based on the respective cost increase. We only sell to resellers, so that the provisions regarding the sale of consumer products in § 474 ff. BGB (German Civil Code) do not apply.

Our quotations are always subject to confirmation. Each order, whether issued in writing, by phone or verbally requires written confirmation of the Terms and Conditions of Business set out here, in order to be binding for us.

2. Limitation of Authority Our agents authorised to contract are not authorised to deviate from the following terms and conditions or our quotations by making additional oral agreements. The written form is required. Statements of our agents authorised to contract given only orally are not legally binding for us.

3. Payment terms Subject to deviating written agreements, our invoices are payable immediately after receipt of the goods without any deduction and free from transaction charges to the supplier's designated account. If the purchaser fails to pay on the due date, in addition to the invoice amounts they also owe interest at a rate of 8 percentage points above the respective base interest rate p.a.

We reserve the right to claim higher damages for delay. In addition, all our receivables due from the purchases, including from other transactions, become payable in full immediately. Cheques and bills of exchange will only be accepted for processing, not in lieu of performance.

Any complaints do not affect the due date for payment of the purchase price.

The purchaser only has the right to offset if their counter-claims are determined without further legal recourse or are undisputed. The purchaser is only entitled to exercise a right of retention if their counter-claim is based on the same contractual relationship.

4. Hindered Delivery We make every reasonable effort to meet agreed delivery dates punctually. If the sold goods are seized, or we are prevented from delivering due to acts by sovereign powers or force majeure events or if we are verifiably not supplied by our own suppliers through no fault of our own, we are exempted from the duty to deliver or can postpone the delivery until the hindrance has been removed. Otherwise, if we exceed an agreed delivery date by more than 14 days, the purchaser is entitled to set us a written grace period of 14 days; after its expiry the purchaser may withdraw from the purchase agreement. However, the withdrawal is not effective if the goods are already on the way when notification of it is received. Further rights against us cannot be deduced from the exceedance of an agreed delivery date.

If the purchaser is in default of acceptance or if they culpably breach other duties to participate, we are entitled to demand compensation for any losses incurred by us as a result, including any additional expenses. We reserve the right to make further claims. If the above prerequisites exist, the risk of accidental loss or accidental worsening of the property is transferred to the purchaser at the time at which they became in default of acceptance or payment.

5. Retention of Title We retain title to the delivered goods until we receive payment of the purchase price including all secondary claims, as well as all other claims due to us from other transactions with the purchaser or for other legal reasons. If the purchaser sells the goods before we have received full payment, they herewith assign the receivable for the onward selling to us for this case. If the goods are sold together with other items for a complete price, the part of the total receivable is assigned to us that corresponds to all our outstanding receivables from the purchaser.

Before full performance of all liabilities to us, the purchaser undertakes not to encumber the goods with third party rights nor to transfer them by another way of assignment as security. The purchaser undertakes to notify us immediately if third parties seize the goods or claim other rights to them. If applicable, the purchaser will give us all information necessary to safeguard our rights and will handover their documents in trust. The purchaser always pays all intervention costs. We are entitled to make deductions of up to 20% of the invoice value from the returned goods. In addition, the purchaser is fully liable for compensation for any type of reduction in value that the goods suffer while in their possession.

6. Transfer of Risk The transport of the goods from the supplying factory or from the warehouse in Rhade to the intended destination, is always at the risk of the purchaser; this also applies even if we deliver carriage paid.

7. Guarantee Provided that complaints are not excluded by the fact that the ordering party inspected the goods before they were dispatched, we are liable for defects in the delivered goods, which also includes lack of assured properties. The purchaser must submit defects complaints in writing within 14 days of receipt of the goods at the place of destination. The defective goods must be sent to use carriage paid within the same period. They are sent by us to our suppliers in order for the guarantee work to be carried out, and after the guarantee work has been completed they are returned to the sender. The purchaser has the right to withdraw from the contract after subsequent improvement has failed twice. Further rights, particularly the right to reduce the price, are excluded. As a reseller, the ordering party receives a trade discount on all ordered goods and in return waives their rights to payment of expenditure under § 478 Para. 2 BGB, which they must bear in the relationship with their customers according to § 439 Para. 2 BGB in the event of substitute performance measures in their relationship with consumers. This discount represents equivalent compensation as described in § 478 Para. 4 BGB. We provide a guarantee for the items delivered by us the same as that received from our suppliers, namely for all damage to material or manufacturing faults. The warranty period is 24 months ex works, however subject to proper faultless installation and servicing and maintenance at the specified intervals. The purchaser is not entitled to reduce the price. Equally they do not have a right to redhibition or compensation due to the defect. Our guarantee obligation does not apply if the purchaser or a third party has made changes or repairs to the defective items without our prior consent. The defects claims based on the above provisions expire one year from the day on which the goods were received at the place of destination. The above provisions also apply if goods other than those agreed are delivered.

8. Place of Jurisdiction Bremervörde is agreed as the place of performance and jurisdiction for both parties to the contract for all legal disputes arising out of this contract, provided the parties to the contract are business people or corporate bodies under public law or the registered offices of the other party to the contract are not within the Federal Republic of Germany. This also applies to lawsuits in bill of exchange and cheque processes, unless expressly agreed otherwise in writing. The contractual terms and conditions and the business relationship are all subject to the law of the Federal Republic of Germany.

9. Miscellaneous All agreements made between us and the purchaser for the purpose of execution of this contract are recorded in writing in this contract. Therefore, claims arising from impossibility of the performance, culpability on signing the contract, positive breach of contract and tort are excluded, provided this is allowed by law. Claims cannot be made against us based on advice received. If individual provisions of this contract are or become invalid or contain a loophole, the remaining provisions remain unaffected. We undertake to agree a legally allowable provision in place of the invalid provision, which best meets the economic purpose of the invalid provision or closes this loophole.

We reserve the right to change our General Terms and Conditions of Business. In case of change, the changed T&Cs will be expressly brought to the attention of each contractual partner. The change is deemed to be agreed to by the contract partner, if they do not contradict it in writing within a week of receipt or possibility of knowledge of the change.

HANSA
HEIZTECHNIK
Hansa Öl- und Gasbrenner GmbH

Hansa Öl- und Gasbrenner GmbH | Burgdamm 3 | D-27404 Rhade
Phone: +49 (0) 42 85 93 07-0 | Fax: +49 (0) 42 85 93 07-30
info@hansa-heiztechnik.de | www.hansa-heiztechnik.de